

**C- 6584-14**



**CITY OF GLENDALE, ARIZONA**

**DEVELOPMENT IMPACT FEE  
UNAUDITED**

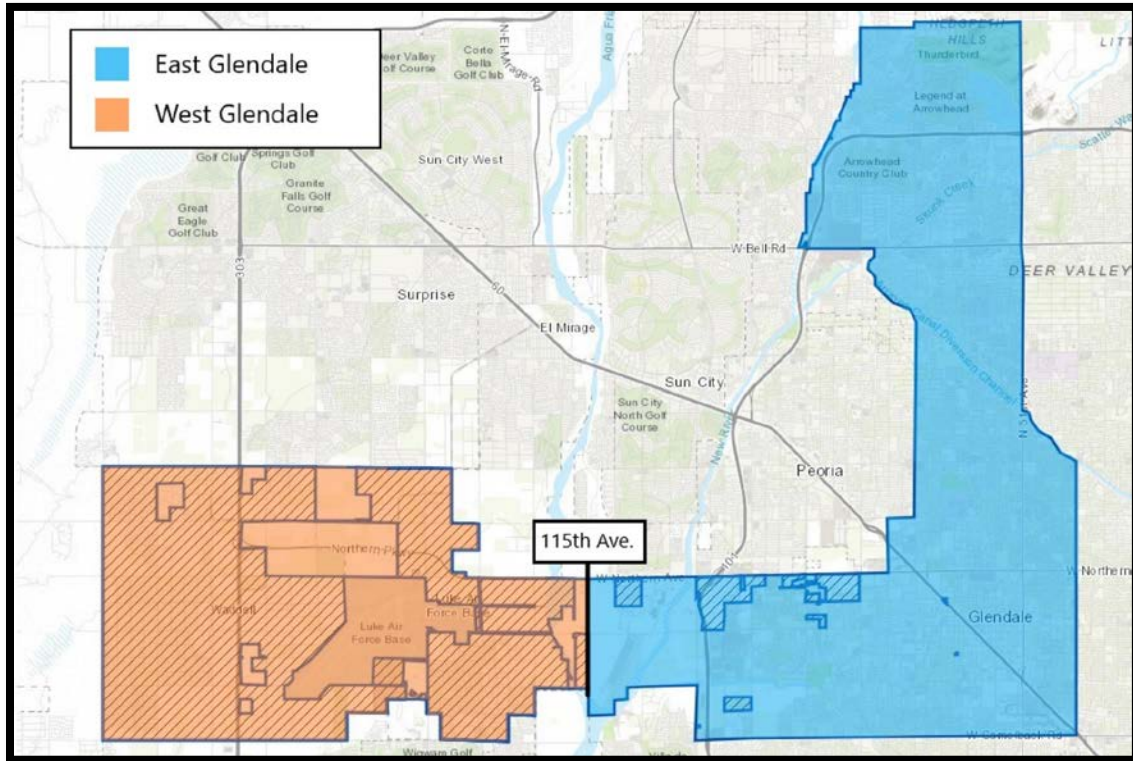
**STATEMENT OF REVENUES, EXPENDITURES AND CHANGES IN FUND BALANCE  
As of June 30, 2022**

**ACCOUNTING FOR THE COLLECTION AND USE OF DEVELOPMENT IMPACT FEES  
ANNUAL REPORT**

# **Table of Contents**

<b>Development Impact Fee Schedule</b>	<b>1</b>
<b>Unaudited Statement of Revenue, Expenditures, and Change in Fund Balance</b>	
<b>Development Impact Fee Account Summary – Government Funds</b>	<b>3</b>
<b>Detailed Development Impact Fee Expenditure Report – Government Funds</b>	<b>4</b>
<b>Development Impact Fee Account Summary – Enterprise Funds</b>	<b>6</b>
<b>Detailed Development Impact Fee Expenditure Report – Enterprise Funds</b>	<b>7</b>
<b>City of Glendale Map</b>	<b>Appendix A</b>

# City of Glendale Development Impact Fee Schedule



<b>East Glendale Utility Development Fees, All Development Types (per Meter)</b>			
<i>Meter Size (inches)</i>	<i>Water</i>	<i>Waste-water</i>	<i>Total Fee</i>
0.75	\$2,923	\$1,609	<b>\$4,532</b>
1.00	\$4,878	\$2,684	<b>\$7,562</b>
1.50	\$9,722	\$5,346	<b>\$15,068</b>
2.00	\$15,558	\$8,553	<b>\$24,111</b>
3.00	\$31,139	\$17,117	<b>\$48,256</b>
4.00	\$48,647	\$26,739	<b>\$75,386</b>
6.00	\$97,259	\$53,456	<b>\$150,715</b>
8.00	\$155,617	\$85,530	<b>\$241,147</b>
<b>Proposed West Glendale Utility Development Fees, All Development Types (per Meter)</b>			
<i>Meter Size (inches)</i>	<i>Water</i>	<i>Waste-water</i>	<i>Total Fee</i>
All Meter Sizes	\$0	\$0	<b>\$0</b>

# City of Glendale Development Impact Fee Schedule

East Glendale Residential Development Fees (per housing unit)						
Type	Parks & Rec.	Libraries	Police	Fire	Streets	Total Fee
Single Family	\$936	\$195	\$719	\$655	\$3,635	\$6,140
Multi-family	\$618	\$129	\$475	\$433	\$2,819	\$4,474
West Glendale Residential Development Fees (per housing unit)						
Type	Parks & Rec.	Libraries	Police	Fire	Streets	Total Fee
Single Family	\$936	\$195	\$719	\$655	*	\$2,505
Multi-family	\$618	\$129	\$475	\$433	*	\$1,655

East Glendale Nonresidential Development Fees (per 1,000 Sq. Ft.)						
Type	Parks & Rec.	Libraries	Police	Fire	Streets	Total Fee
Industrial	\$48	\$9	\$117	\$106	\$634	\$914
Commercial	\$97	\$19	\$867	\$789	\$4,806	\$6,578
Institutional	\$38	\$7	\$448	\$408	\$2,422	\$3,323
Office	\$123	\$24	\$339	\$308	\$1,831	\$2,625
West Glendale Nonresidential Development Fees (per 1,000 Sq. Ft.)						
Type	Parks & Rec.	Libraries	Police	Fire	Streets	Total Fee
Industrial	\$48	\$9	\$117	\$106	*	\$280
Commercial	\$97	\$19	\$867	\$789	*	\$1,772
Institutional	\$38	\$7	\$448	\$408	*	\$901
Office	\$123	\$24	\$339	\$308	*	\$794

*\* In West Glendale, the City intends to assess the impacts of development on streets and collect funds for making necessary street improvements, as needed, on a case-by-case basis.*

City of Glendale  
 Development Impact Fee Report  
 Unaudited - Statement of Revenue, Expenditures, and Change in Fund Balances  
 For Fiscal Year Ending June 30, 2022

Development Impact Fee Account Summary - Government Funds

	Fund 4191 2012-DIF Police Facilities	Fund 4283 2012-DIF Libraries	Fund 4365 2012-DIF Parks & Recreation	Fund 4405 2012-DIF Streets	Fund 4165 2014-DIF Fire	Fund 4215 2014-DIF Police	Fund 4325 2014-DIF Parks & Recreation	Fund 4410 2014-DIF Streets Zone 1 East	Fund 4420 2014-DIF Streets Zone 2 West 101	Fund 4430 2014-DIF Streets Zone 3 West 303	Fund 4173 2019-DIF Fire	Fund 4223 2019-DIF Police	Fund 4284 2019-DIF Libraries	Fund 4383 2019-DIF Parks & Rec	Fund 4431 2019-DIF Streets	Total
<b>FY21 Annual Report Ending Balance</b>	\$ 373,111.87	\$ 50,491.33	\$ 429,624.04	\$ 5,775.80	\$ 3,097,327.03	\$ 736,452.59	\$ 1,481,065.30	\$ 2,838,849.02	\$ 1,230,656.82	\$ 48,960.29	\$ 2,631,909.63	\$ 2,331,702.08	\$ 428,989.23	\$ 2,343,038.76	\$ 10,198,925.59	\$ 28,226,879.38
Revenue Adjustment	-	-	-	-	-	-	-	-	-	-	-	-	-	-	-	-
Expenditure Adjustment	-	-	-	-	-	-	-	-	-	-	-	-	-	-	-	-
<b>Beginning Balance at July 1, 2021</b>	<b>\$ 373,111.87</b>	<b>\$ 50,491.33</b>	<b>\$ 429,624.04</b>	<b>\$ 5,775.80</b>	<b>\$ 3,097,327.03</b>	<b>\$ 736,452.59</b>	<b>\$ 1,481,065.30</b>	<b>\$ 2,838,849.02</b>	<b>\$ 1,230,656.82</b>	<b>\$ 48,960.29</b>	<b>\$ 2,631,909.63</b>	<b>\$ 2,331,702.08</b>	<b>\$ 428,989.23</b>	<b>\$ 2,343,038.76</b>	<b>\$ 10,198,925.59</b>	<b>\$ 28,226,879.38</b>

**Revenues**

Total Amount of Impact Fees Collected	\$ -	\$ -	\$ -	\$ -	\$ -	\$ -	\$ -	\$ -	\$ -	\$ -	\$ 2,709,442.63	\$ 2,921,088.45	\$ 427,018.90	\$ 2,208,380.07	\$ 7,717,151.03	\$ 15,983,081.08
Other Earnings	-	-	-	-	-	-	48,003.00	-	-	-	-	-	-	-	-	48,003.00
Interest Earned on Each Account	1,757.00	260.00	2,210.00	146.00	15,930.00	3,788.00	7,590.00	14,456.00	6,272.00	249.00	16,680.00	15,513.00	2,654.00	14,379.00	58,751.00	160,635.00
<b>Total Revenues</b>	<b>\$ 1,757.00</b>	<b>\$ 260.00</b>	<b>\$ 2,210.00</b>	<b>\$ 146.00</b>	<b>\$ 15,930.00</b>	<b>\$ 3,788.00</b>	<b>\$ 55,593.00</b>	<b>\$ 14,456.00</b>	<b>\$ 6,272.00</b>	<b>\$ 249.00</b>	<b>\$ 2,726,122.63</b>	<b>\$ 2,936,601.45</b>	<b>\$ 429,672.90</b>	<b>\$ 2,222,759.07</b>	<b>\$ 7,775,902.03</b>	<b>\$ 16,191,719.08</b>

**Expenditures**

	Fund 4191 2012-DIF Police Facilities	Fund 4283 2012-DIF Libraries	Fund 4365 2012-DIF Parks & Recreation	Fund 4405 2012-DIF Streets	Fund 4165 2014-DIF Fire	Fund 4215 2014-DIF Police	Fund 4325 2014-DIF Parks & Recreation	Fund 4410 2014-DIF Streets Zone 1 East	Fund 4420 2014-DIF Streets Zone 2 West 101	Fund 4430 2014-DIF Streets Zone 3 West 303	Fund 4173 2019-DIF Fire	Fund 4223 2019-DIF Police	Fund 4284 2019-DIF Libraries	Fund 4383 2019-DIF Parks & Rec	Fund 4431 2019-DIF Streets	Total
Total Capital Project Expenditures	\$ 87,641.09	\$ -	\$ 178,317.75	\$ -	\$ -	\$ -	\$ 175,420.00	\$ 68,425.18	\$ 290,000.00	\$ -	\$ -	\$ -	\$ -	\$ -	\$ 87,466.69	\$ 887,270.71
Bonds																
Principal	\$ -	\$ -	\$ -	\$ -	\$ -	\$ -	\$ -	\$ -	\$ -	\$ -	\$ -	\$ -	\$ -	\$ -	\$ -	\$ -
Interest	-	-	-	-	-	-	-	-	-	-	-	-	-	-	-	-
Debt Service on Bonds (Total Paid)	-	-	-	-	-	-	-	-	-	-	-	-	-	-	-	-
Capital Leases																
Principal	-	-	-	-	-	-	-	-	-	-	-	-	-	-	-	-
Interest	-	-	-	-	-	-	-	-	-	-	-	-	-	-	-	-
Payment on Capital Leases (Total Paid)	-	-	-	-	-	-	-	-	-	-	-	-	-	-	-	-
Other Expenditures	-	-	-	-	-	-	-	451.76	9,412.41	37,122.59	-	-	11,893.80	-	146.00	59,026.56
Advances from Other Funds	-	-	-	-	-	-	-	-	-	-	-	-	-	-	-	-
<b>Total Expenditures</b>	<b>\$ 87,641.09</b>	<b>\$ -</b>	<b>\$ 178,317.75</b>	<b>\$ -</b>	<b>\$ -</b>	<b>\$ -</b>	<b>\$ 175,420.00</b>	<b>\$ 68,876.94</b>	<b>\$ 299,412.41</b>	<b>\$ 37,122.59</b>	<b>\$ -</b>	<b>\$ -</b>	<b>\$ 11,893.80</b>	<b>\$ -</b>	<b>\$ 87,612.69</b>	<b>\$ 946,297.27</b>

**FY22 End of Year Balance**

	Fund 4191 2012-DIF Police Facilities	Fund 4283 2012-DIF Libraries	Fund 4365 2012-DIF Parks & Recreation	Fund 4405 2012-DIF Streets	Fund 4165 2014-DIF Fire	Fund 4215 2014-DIF Police	Fund 4325 2014-DIF Parks & Recreation	Fund 4410 2014-DIF Streets Zone 1 East	Fund 4420 2014-DIF Streets Zone 2 West 101	Fund 4430 2014-DIF Streets Zone 3 West 303	Fund 4173 2019-DIF Fire	Fund 4223 2019-DIF Police	Fund 4284 2019-DIF Libraries	Fund 4383 2019-DIF Parks & Rec	Fund 4431 2019-DIF Streets	Total
Beginning Balance	\$ 373,111.87	\$ 50,491.33	\$ 429,624.04	\$ 5,775.80	\$ 3,097,327.03	\$ 736,452.59	\$ 1,481,065.30	\$ 2,838,849.02	\$ 1,230,656.82	\$ 48,960.29	\$ 2,631,909.63	\$ 2,331,702.08	\$ 428,989.23	\$ 2,343,038.76	\$ 10,198,925.59	\$ 28,226,879.38
Total Revenues	1,757.00	260.00	2,210.00	146.00	15,930.00	3,788.00	55,593.00	14,456.00	6,272.00	249.00	2,726,122.63	2,936,601.45	429,672.90	2,222,759.07	7,775,902.03	16,191,719.08
Total Expenditures	87,641.09	-	178,317.75	-	-	-	175,420.00	68,876.94	299,412.41	37,122.59	-	-	11,893.80	-	87,612.69	946,297.27
<b>Ending Balance as of June 30, 2022</b>	<b>\$ 287,227.78</b>	<b>\$ 50,751.33</b>	<b>\$ 253,516.29</b>	<b>\$ 5,921.80</b>	<b>\$ 3,113,257.03</b>	<b>\$ 740,240.59</b>	<b>\$ 1,361,238.30</b>	<b>\$ 2,784,428.08</b>	<b>\$ 937,516.41</b>	<b>\$ 12,086.70</b>	<b>\$ 5,358,032.26</b>	<b>\$ 5,268,303.53</b>	<b>\$ 846,768.33</b>	<b>\$ 4,565,797.83</b>	<b>\$ 17,887,214.93</b>	<b>\$ 43,472,301.19</b>

City of Glendale  
 Development Impact Fee Report  
 Unaudited - Statement of Revenue, Expenditures, and Change in Fund Balances  
 For Fiscal Year Ending June 30, 2022

Detailed Development Impact Fee Expenditure Report - Government Funds

<b>Fund 4191</b>							
<b>2012-DIF Police Facilities</b>		<b>Location</b>	<b>Capital Projects</b>	<b>Bonds</b>	<b>Capital Lease</b>	<b>Other</b>	<b>Total</b>
Unmanned Aerial Vehicles	City of Glendale - 5850 W Glendale Ave, Glendale AZ	\$ 87,641.09	\$ -	\$ -	\$ -	\$ -	\$ 87,641.09
							\$ -
							\$ -
<b>Total Expenditures</b>			<b>\$ 87,641.09</b>	<b>\$ -</b>	<b>\$ -</b>	<b>\$ -</b>	<b>\$ 87,641.09</b>

<b>Fund 4284</b>							
<b>2019-DIF Libraries</b>		<b>Location</b>	<b>Capital Projects</b>	<b>Bonds</b>	<b>Capital Lease</b>	<b>Other</b>	<b>Total</b>
Meeting Space Study-Yucca District	City of Glendale - 5850 W Glendale Ave, Glendale AZ	\$ -	\$ -	\$ -	\$ 11,893.80	\$ -	\$ 11,893.80
							\$ -
							\$ -
<b>Total Expenditures</b>			<b>\$ -</b>	<b>\$ -</b>	<b>\$ -</b>	<b>\$ 11,893.80</b>	<b>\$ 11,893.80</b>

<b>Fund 4325</b>							
<b>2014-DIF Parks &amp; Recreation</b>		<b>Location</b>	<b>Capital Projects</b>	<b>Bonds</b>	<b>Capital Lease</b>	<b>Other</b>	<b>Total</b>
Foothills Park-Pickleball Court	57th Ave and Union Hills Rd., Glendale AZ	\$ 175,420.00	\$ -	\$ -	\$ -	\$ -	\$ 175,420.00
							\$ -
							\$ -
<b>Total Expenditures</b>			<b>\$ 175,420.00</b>	<b>\$ -</b>	<b>\$ -</b>	<b>\$ -</b>	<b>\$ 175,420.00</b>

<b>Fund 4365</b>							
<b>2012-DIF Parks &amp; Recreation</b>		<b>Location</b>	<b>Capital Projects</b>	<b>Bonds</b>	<b>Capital Lease</b>	<b>Other</b>	<b>Total</b>
Sunset Palms Splash Pad	5402 W Sweetwater, Glendale AZ	\$ 178,317.75	\$ -	\$ -	\$ -	\$ -	\$ 178,317.75
							\$ -
							\$ -
<b>Total Expenditures</b>			<b>\$ 178,317.75</b>	<b>\$ -</b>	<b>\$ -</b>	<b>\$ -</b>	<b>\$ 178,317.75</b>

<b>Fund 4410</b>							
<b>2014-DIF Streets Zone 1 East</b>		<b>Location</b>	<b>Capital Projects</b>	<b>Bonds</b>	<b>Capital Lease</b>	<b>Other</b>	<b>Total</b>
Ballpark Boulevard	Ballpark Boulevard and Marland Rd., Glendale AZ	\$ 68,425.18	\$ -	\$ -	\$ 451.76	\$ -	\$ 68,876.94

City of Glendale  
 Development Impact Fee Report  
 Unaudited - Statement of Revenue, Expenditures, and Change in Fund Balances  
 For Fiscal Year Ending June 30, 2022

Detailed Development Impact Fee Expenditure Report - Government Funds

							\$ -
							\$ -
<b>Total Expenditures</b>			\$ 68,425.18	\$ -	\$ -	\$ 451.76	\$ 68,876.94

Fund 4420							
2014-DIF Streets Zone 2 West 101	Location	Capital Projects	Bonds	Capital Lease	Other	Total	
Traffic Intersection Improvements	75th Ave & Aspera Boulevard, Glendale AZ	\$ 290,000.00	\$ -	\$ -	\$ -	\$ 290,000.00	
DIF Study	City of Glendale - 5850 W Glendale Ave, Glendale AZ				\$ 9,412.41	\$ 9,412.41	
						\$ -	
<b>Total Expenditures</b>		\$ 290,000.00	\$ -	\$ -	\$ 9,412.41	\$ 299,412.41	

Fund 4430							
2014-DIF Streets Zone 3 West 303	Location	Capital Projects	Bonds	Capital Lease	Other	Total	
DIF Study	City of Glendale - 5850 W Glendale Ave, Glendale AZ	\$ -	\$ -	\$ -	\$ 37,122.59	\$ 37,122.59	
						\$ -	
						\$ -	
<b>Total Expenditures</b>		\$ -	\$ -	\$ -	\$ 37,122.59	\$ 37,122.59	

Fund 4431							
2019-DIF Streets	Location	Capital Projects	Bonds	Capital Lease	Other	Total	
Ballpark Boulevard	Ballpark Boulevard and Marland Rd., Glendale AZ	\$ -	\$ -	\$ -	\$ 146.00	\$ 146.00	
Traffic Intersection Improvements	75th Ave & Aspera Boulevard, Glendale AZ	\$ 87,466.69				\$ 87,466.69	
						\$ -	
<b>Total Expenditures</b>		\$ 87,466.69	\$ -	\$ -	\$ 146.00	\$ 87,612.69	

City of Glendale  
Development Impact Fee Report  
Unaudited - Statement of Revenue, Expenditures, and Change in Fund Balances  
For Fiscal Year Ending June 30, 2022

Development Impact Fee Account Summary - Enterprise Funds

	Fund 6065 2014 DIF Water	Fund 6095 2014-DIF Sewer	Fund 6071 2019-Water DIF	Fund 6101 2019-Sewer DIF	Total
<b>FY21 Annual Report Ending Balance</b>	\$ 2,838,928.79	\$ 2,036,238.31	\$ 3,918,944.15	\$ 1,910,474.15	\$ 10,704,585.40
Revenue Adjustment	-	-	-	-	-
Expenditure Adjustment	-	-	-	-	-
<b>Beginning Balance at July 1, 2021</b>	<b>\$ 2,838,928.79</b>	<b>\$ 2,036,238.31</b>	<b>\$ 3,918,944.15</b>	<b>\$ 1,910,474.15</b>	<b>\$ 10,704,585.40</b>

Revenues

Total Amount of Impact Fees Collected	\$ -	\$ -	\$ 2,969,300.00	\$ 1,440,331.00	\$ 4,409,631.00
Other Earnings	-	-	-	-	-
Interest Earned on Each Account	14,595.00	10,441.00	22,975.00	11,245.00	59,256.00
<b>Total Revenues</b>	<b>\$ 14,595.00</b>	<b>\$ 10,441.00</b>	<b>\$ 2,992,275.00</b>	<b>\$ 1,451,576.00</b>	<b>\$ 4,468,887.00</b>

Expenditures

	Fund 6065 2014 DIF Water	Fund 6095 2014-DIF Sewer	Fund 6071 2019-Water DIF	Fund 6101 2019-Sewer DIF	Total
Total Capital Project Expenditures	\$ -	\$ -	\$ -	\$ -	\$ -
Bonds					
Principal	-	-	-	-	-
Interest	-	-	-	-	-
Debt Service on Bonds (Total Paid)	-	-	-	-	-
Capital Lease					
Principal	-	-	-	-	-
Interest	-	-	-	-	-
Payment on Capital Lease (Total Paid)	-	-	-	-	-
Other Expenditures	18,234.81	88,621.19	-	-	106,856.00
Advances from Other Funds	-	-	-	-	-
<b>Total Expenditures</b>	<b>\$ 18,234.81</b>	<b>\$ 88,621.19</b>	<b>\$ -</b>	<b>\$ -</b>	<b>\$ 106,856.00</b>

FY22 End of Year Balance

	Fund 6065 2014 DIF Water	Fund 6095 2014-DIF Sewer	Fund 6071 2019-Water DIF	Fund 6101 2019-Sewer DIF	Total
Total Beginning Balance	\$ 2,838,928.79	\$ 2,036,238.31	\$ 3,918,944.15	\$ 1,910,474.15	\$ 10,704,585.40
Total Revenues	14,595.00	10,441.00	2,992,275.00	1,451,576.00	4,468,887.00
Total Expenditures	18,234.81	88,621.19	-	-	106,856.00
<b>Ending Balance as of June 30, 2022</b>	<b>\$ 2,835,288.98</b>	<b>\$ 1,958,058.12</b>	<b>\$ 6,911,219.15</b>	<b>\$ 3,362,050.15</b>	<b>\$ 15,066,616.40</b>



City of Glendale  
 Development Impact Fee Report  
 Unaudited - Statement of Revenue, Expenditures, and Change in Fund Balances  
 For Fiscal Year Ending June 30, 2022

Detailed Development Impact Fee Expenditure Report - Enterprise Funds

Fund 6065 2014 DIF Water		Location	Capital Projects	Bonds	Capital Lease	Other	Total
Lift Station Study		Ballpark Boulevard to 99th Ave, Glendale AZ	\$ -	\$ -	\$ -	\$ 18,234.81	\$ 18,234.81
						\$ -	\$ -
						\$ -	\$ -
<b>Total Expenditures</b>			<b>\$ -</b>	<b>\$ -</b>	<b>\$ -</b>	<b>\$ 18,234.81</b>	<b>\$ 18,234.81</b>

Fund 6095 2014-DIF Sewer		Location	Capital Projects	Bonds	Capital Lease	Other	Total
Lift Station Study		Ballpark Boulevard to 99th Ave, Glendale AZ	\$ -	\$ -	\$ -	\$ 88,621.19	\$ 88,621.19
						\$ -	\$ -
						\$ -	\$ -
<b>Total Expenditures</b>			<b>\$ -</b>	<b>\$ -</b>	<b>\$ -</b>	<b>\$ 88,621.19</b>	<b>\$ 88,621.19</b>

# **APPENDIX**

## **A**

# Glendale Parks and Recreation Facilities

## SMALL AND NEIGHBORHOOD PARKS (UP TO 10 ACRES)

- 1 Acoma Park, 53rd Ave. & Acoma Rd.
- 2 Arrowhead Lakes Park, 56th Ave. & Mohawk Ln.
- 3 Bicentennial Park, 71st Ave. & Missouri Ave.
- 4 Butler Park, 57th Ave. & Alice Ave.
- 5 Carmel Park, 52nd Dr. & Oraibi Dr.
- 6 Cholla Park, 53rd Ave. & Cholla St.
- 7 Clavelito Park, 53rd Ave. & Ocotillo Rd.
- 8 Country Gables Park, 52nd Ave. & Country Gables Dr.
- 9 Delicias Park, 48th Dr. & Orangewood Ave.
- 10 Desert Garden Park, 69th Ave. & Ocotillo Rd.
- 11 Desert Mirage Park, 87th Ave. & Maryland Ave.
- 12 Desert Rose Park, 63rd Ave. & Kings Ave.
- 13 Desert Valley Park, 61st Ave. & Sweetwater Ave.
- 14 Discovery Park, 79th Ave. & Maryland Ave.
- 15 Dos Lagos Park, 63rd Ave. & Utopia Rd.
- 16 El Barrio Park, 54th Ave. & Ocotillo Rd.
- 17 Gardenwood Park, 53rd Ave. & Orangewood Ave.
- 18 Greenbriar Park, 69th Ave. & Greenbriar Dr.
- 19 Greenway Granada Park, 73rd Ave. & Greenway Rd.
- 20 Heritage Park, 55th Ave. & Mountain View Rd.
- 21 Hillcrest Park, 71st Ave. & Hillcrest Blvd.
- 22 Horizon Park, 47th Ave. & Diana Ave.
- 23 Kings Park, 53rd Ave. & Kings Ave.
- 24 Lawrence Park, 62nd Ave. & Lawrence Rd.
- 25 Lions Park, 63rd Ave. & Haywood Ave.
- 26 Manistee Ranch Park, 52nd Ave. & Northern Ave.
- 27 Mary Silva Park, 45th Ave. & Marshall Ave.
- 28 Maryland Lakes Park, 47th Ave. & Maryland Ave.
- 29 Memmingen Park, 49th Ave. & Cholla St.
- 30 Mission Park, 47th Ave. & Sunnyslope Ln.
- 31 Mondo Park, 57th Ave. & Hatcher Rd.
- 32 Montara Park, 64th Ave. & Becker Ln.
- 33 Murphy Park, 58th Ave. & Glendale Ave.
- 34 Myrtle Park, 55th Ave. & Myrtle Ave.
- 35 New World Park, 48th Dr. & Golden Ln.
- 36 Oasis Park, 79th Ave. and Utopia Rd.
- 37 Ocotillo Rose Park, 61st Ave. & Keim Rd.
- 38 Orangewood Vista Park, 79th Ave. & Orangewood Ave.
- 39 Pasadena Park, 87th Ave. & Pasadena Ave.
- 40 Paseo Neighborhood Park, 14099 N. 63rd Ave.
- 41 Plaza Rosa Park, 61st Ave. & Maryland Ave.
- 42 Rovey Park, 47th Ave. & Rovey Ave.
- 43 Sands Park, 55th Ave. & Orangewood Ave.
- 44 Sierra Verde Park, 71st Ave. & Rose Garden Ln.
- 45 Sonorita Park, 58th Dr. & Market St.
- 46 Sunnyside Park, 63rd Ave. & Cholla St.
- 47 Sunset Park, 45th Ave. and Mountain View Rd.
- 48 Sunset Palms Park, 54th Ave. & Sweetwater Ave.
- 49 Sunset Ridge Park, 87th Ave. & Missouri Ave.
- 50 Sunset Vista Park, 64th Ave. & Villa Rita Dr.
- 51 Sycamore Grove Park, 86th Ln. & Emil Rovey Pkwy.
- 52 Tarrington Ranch Park, 63rd Ave. & Butler Dr.
- 53 Tierra Buena Park, 57th Ave. & Tierra Buena Ln.
- 54 Utopia Park, 72nd Ave. & Utopia Rd.
- 55 Windsor Park, 63rd Ave. & Windsor Blvd.

## REGIONAL PARKS (25 to 200 ACRES)

- 64 Foothills Park, 57th Ave. & Union Hills Dr.
- 65 Glendale Heroes Regional Park, 83rd Ave. & Bethany Home Rd.
- 66 Grand Canal Linear Park, 75th Ave. & Camelback to Bethany Home & New River
- 67 Sahuaro Ranch Park, 59th Ave. & Mountain View Rd.
- 68 Skunk Creek Linear Park, 51st Ave. & Utopia to 73rd Ave. & Greenway
- 69 Thunderbird Paseo Park, 51st Ave. & Cactus to 72nd Ave. & Greenway

## CONSERVATION PARKS (200+ ACRES)

- 70 Thunderbird Conservation Park, 59th Ave. & Pinnacle Peak Rd. (main entrance)

## RECREATION CENTERS

- A Community Center North Building, 14075 N. 59th Ave.
- B Foothills Recreation & Aquatics Center, 5600 W. Union Hills Dr.
- C Glendale Adult Center, 5970 W. Brown St.
- D Glendale Community Center, 5401 W. Ocotillo Rd.
- E O'Neil Building, 6448 W. Missouri Ave.
- F Rose Lane Building, 5003 W. Marlette Ave.

## POOLS

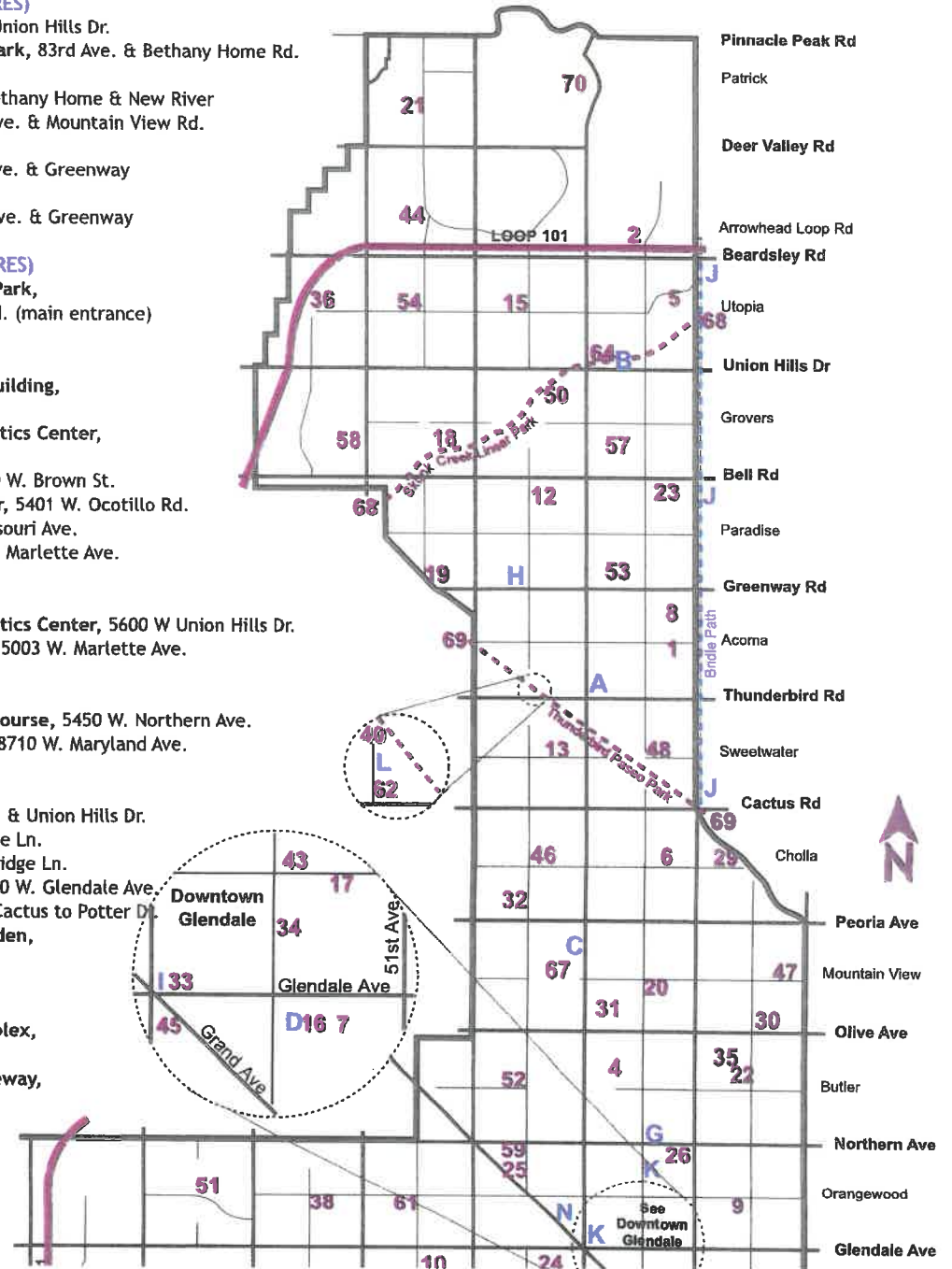
- B Foothills Recreation & Aquatics Center, 5600 W. Union Hills Dr.
- F Rose Lane Aquatics Center, 5003 W. Marlette Ave.

## GOLF COURSES

- G Glen Lakes Municipal Golf Course, 5450 W. Northern Ave.
- H Desert Mirage Golf Course, 8710 W. Maryland Ave.

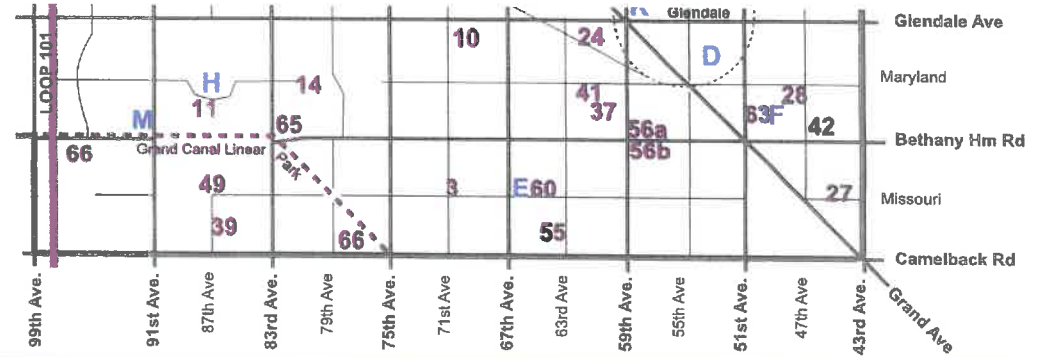
## ADDITIONAL FACILITIES

- 64 Foothills Sk8 Court, 57th Dr. & Union Hills Dr.
- 65 X-Court, 59th Ave. & Berridge Ln.
- 65 Splash Pad, 59th Ave. & Berridge Ln.
- I Glendale Amphitheater, 5850 W. Glendale Ave.
- J Bridle Path, 51st Ave. from Cactus to Potter Dr.
- K Elsie McCarthy Sensory Garden, 55th Ave. & Morten Ave.
- L Paseo Racquet Center, 6268 W. Thunderbird Rd.
- M Glendale Youth Sports Complex, 6220 N. 91st Ave.
- N Myrtle Avenue Cultural Gateway, Myrtle Ave. & Grand Ave.



**COMMUNITY PARKS (10 TO 25 ACRES)**

- 56a Bonsall Park North, 59th Ave. & Bethany Home Rd.
- 56b Bonsall Park South, 59th Ave. & Bethany Home Rd.
- 57 Chapparal Park, 57th Ave. & Greenbriar Dr.
- 58 Hidden Meadows Park, 76th Ave. & St. John Rd.
- 59 Northern Horizon Park, 63rd Ave. & Northern Ave.
- 60 O'Neil Park, 64th Ave. & Missouri Ave.
- 61 Orangewood Park, 72nd Ave. & Orangewood Ave.
- 62 Paseo Racquet Center & Park, 63rd Ave. & Thunderbird Rd.
- 63 Rose Lane Park, 51st Ave. & Marlette Ave.



Parks	Acres & Amenities
1 Acoma	3.3
2 Arrowhead Lakes	5.0
3 Bicentennial	5.0
4 Butler	5.0
5 Carmel	5.0
6 Cholla	5.7
7 Clavelito	5.0
8 Country Gables	4.0
9 Delicias	5.0
10 Desert Garden	6.6
11 Desert Mirage	7.4
12 Desert Rose	7.0
13 Desert Valley	6.0
14 Discovery	9.1
15 Dos Lagos	5.7
16 El Barrio	0.4
17 Gardenwood	1.5
18 Greenbriar	3.0
19 Greenway Granada	6.7
20 Heritage	3.3
21 Hillcrest	8.0
22 Horizon	5.0
23 Kings	5.0
24 Lawrence	2.9
25 Lions	4.2
26 Manistee Ranch	4.3
27 Mary Silva	5.0

Parks	Acres & Amenities
28 Maryland Lakes	6.0
29 Memmingen	3.0
30 Mission	4.5
31 Mondo	5.2
32 Montara	5.3
33 Murphy	2.5
34 Myrtle	1.0
35 New World	8.0
36 Oasis	5.6
37 Ocotillo Rose	2.2
38 Orangewood Vista	10.0
39 Pasadena	3.0
40 Paseo Neighborhood	3.0
41 Plaza Rosa	0.2
42 Rovey	0.4
43 Sands	5.6
44 Sierra Verde	8.0
45 Sonorita	1.0
46 Sunnyside	8.0
47 Sunset	3.6
48 Sunset Palms	8.0
49 Sunset Ridge	10.0
50 Sunset Vista	5.0
51 Sycamore Grove	5.0
52 Tarrington Ranch	5.0
53 Tierra Buena	5.0
54 Utopia	3.0

Parks	Acres & Amenities
55 Windsor	1.0
56a Bonsall (north)	10.0
56b Bonsall (south)	7.0
57 Chapparal	12.0
58 Hidden Meadows	10.0
59 Northern Horizon	40.0
60 O'Neil Park	11.0
61 Orangewood	5.0
62 Paseo Racquet Center	23.0
63 Rose Lane	19.0
64 Foothills	40.0
65 Glendale Heroes	81.0
66 Grand Canal Linear	24.3
67 Sahuaro Ranch	80.0
68 Skunk Creek Linear	70.0
69 Thunderbird Paseo	55.0
70 Thunderbird	1185

**Legend**

Basketball	Volleyball	Dog Park
Racquetball	Playground	Splash Pad
Soccer/football field	Picnic Tables	Trails
Tennis	Grills	Restrooms

2 Indicates Number of Ramadas

- Lighted sports facilities:
- If more than one field or court, number is on icon