



CITY OF GLENDALE, ARIZONA

**DEVELOPMENT IMPACT FEE
UNAUDITED**

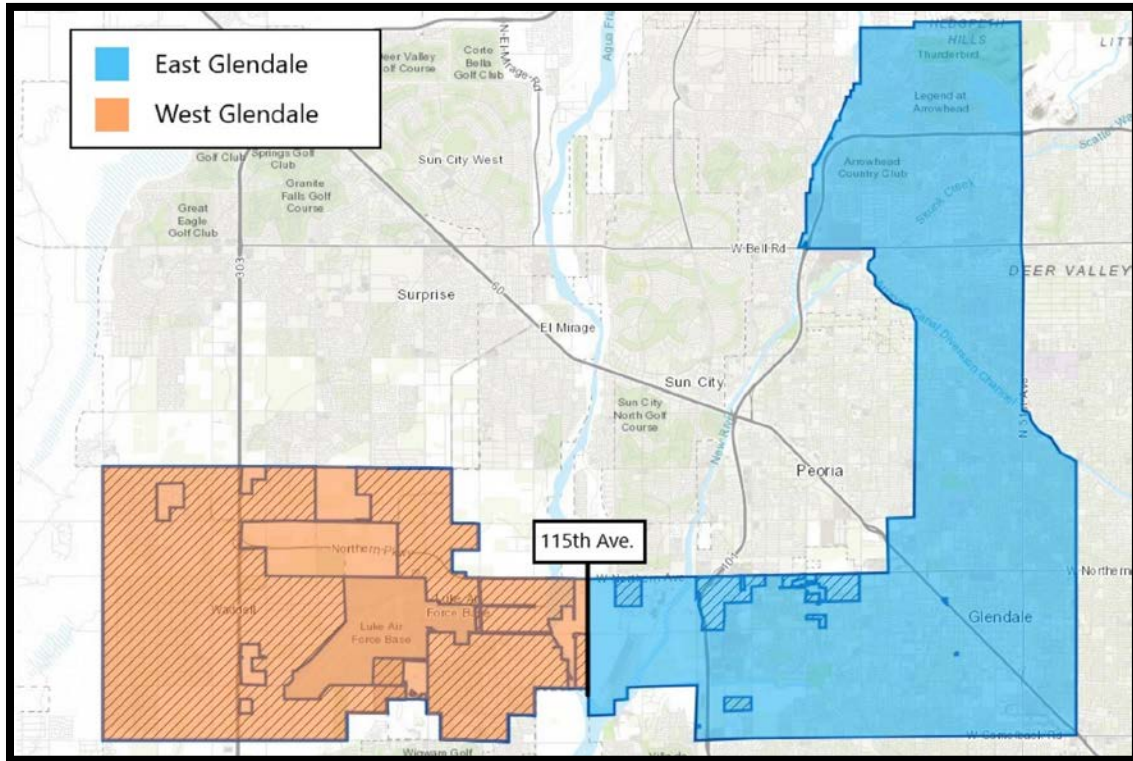
**STATEMENT OF REVENUES, EXPENDITURES AND CHANGES IN FUND BALANCE
As of June 30, 2021**

**ACCOUNTING FOR THE COLLECTION AND USE OF DEVELOPMENT IMPACT FEES
ANNUAL REPORT**

Table of Contents

Development Impact Fee Schedule	1
Unaudited Statement of Revenue, Expenditures, and Change in Fund Balance	
Development Impact Fee Account Summary – Government Funds	3
Detailed Development Impact Fee Expenditure Report – Government Funds	6
Development Impact Fee Account Summary – Enterprise Funds	13
Detailed Development Impact Fee Expenditure Report – Enterprise Funds	14
City of Glendale Map	Appendix A

City of Glendale Development Impact Fee Schedule



East Glendale Utility Development Fees, All Development Types (per Meter)			
<i>Meter Size (inches)</i>	<i>Water</i>	<i>Waste-water</i>	<i>Total Fee</i>
0.75	\$2,923	\$1,609	\$4,532
1.00	\$4,878	\$2,684	\$7,562
1.50	\$9,722	\$5,346	\$15,068
2.00	\$15,558	\$8,553	\$24,111
3.00	\$31,139	\$17,117	\$48,256
4.00	\$48,647	\$26,739	\$75,386
6.00	\$97,259	\$53,456	\$150,715
8.00	\$155,617	\$85,530	\$241,147
Proposed West Glendale Utility Development Fees, All Development Types (per Meter)			
<i>Meter Size (inches)</i>	<i>Water</i>	<i>Waste-water</i>	<i>Total Fee</i>
All Meter Sizes	\$0	\$0	\$0

City of Glendale Development Impact Fee Schedule

East Glendale Residential Development Fees (per housing unit)						
Type	Parks & Rec.	Libraries	Police	Fire	Streets	Total Fee
Single Family	\$936	\$195	\$719	\$655	\$3,635	\$6,140
Multi-family	\$618	\$129	\$475	\$433	\$2,819	\$4,474
West Glendale Residential Development Fees (per housing unit)						
Type	Parks & Rec.	Libraries	Police	Fire	Streets	Total Fee
Single Family	\$936	\$195	\$719	\$655	*	\$2,505
Multi-family	\$618	\$129	\$475	\$433	*	\$1,655

East Glendale Nonresidential Development Fees (per 1,000 Sq. Ft.)						
Type	Parks & Rec.	Libraries	Police	Fire	Streets	Total Fee
Industrial	\$48	\$9	\$117	\$106	\$634	\$914
Commercial	\$97	\$19	\$867	\$789	\$4,806	\$6,578
Institutional	\$38	\$7	\$448	\$408	\$2,422	\$3,323
Office	\$123	\$24	\$339	\$308	\$1,831	\$2,625
West Glendale Nonresidential Development Fees (per 1,000 Sq. Ft.)						
Type	Parks & Rec.	Libraries	Police	Fire	Streets	Total Fee
Industrial	\$48	\$9	\$117	\$106	*	\$280
Commercial	\$97	\$19	\$867	\$789	*	\$1,772
Institutional	\$38	\$7	\$448	\$408	*	\$901
Office	\$123	\$24	\$339	\$308	*	\$794

* In West Glendale, the City intends to assess the impacts of development on streets and collect funds for making necessary street improvements, as needed, on a case-by-case basis.

City of Glendale
 Development Impact Fee Report
 Unaudited - Statement of Revenue, Expenditures, and Change in Fund Balances
 For Fiscal Year Ending June 30, 2021

Development Impact Fee Account Summary - Government Funds

	Fund 4190	Fund 4191	Fund 4240	Fund 4260	Fund 4280	Fund 4283	Fund 4310	Fund 4360	Fund 4365	Fund 4380	Fund 4400	Fund 4405	Total
	2012-DIF Police Facilities	2012-DIF Police Facilities	2012-DIF Citywide Parks	2012-DIF Citywide Recreation Fac	2012-DIF Libraries	2012-DIF Libraries	2012-DIF Parks Dev Zone 1	2012-DIF Parks Dev Zone 2	2012-DIF Parks & Recreation	2012-DIF Parks Dev Zone 3	2012-DIF Roadway Improvements	2012-DIF Streets	
FY20 Annual Report Ending Balance	\$ 370,065.16	\$ -	\$ 110,340.11	\$ 117,050.88	\$ 50,713.63	\$ -	\$ 98,354.23	\$ 56,221.99	\$ -	\$ 56,953.33	\$ 6,445.10	\$ -	\$ 866,144.43
Revenue Adjustment	-	-	-	-	-	-	-	-	-	-	-	-	-
Expenditure Adjustment	-	-	-	-	-	-	-	-	-	-	-	-	-
Beginning Balance at July 1, 2020	\$ 370,065.16	\$ -	\$ 110,340.11	\$ 117,050.88	\$ 50,713.63	\$ -	\$ 98,354.23	\$ 56,221.99	\$ -	\$ 56,953.33	\$ 6,445.10	\$ -	\$ 866,144.43

Revenues

Total Amount of Impact Fees Collected	\$ -	\$ -	\$ -	\$ -	\$ -	\$ -	\$ -	\$ -	\$ -	\$ -	\$ -	\$ -	\$ -
Other Earnings	-	373,111.87	-	-	-	50,491.33	-	-	-	-	-	5,775.80	429,379.00
Interest Earned on Each Account	3,782.00	-	1,123.00	1,183.00	513.00	-	993.00	569.00	429,624.04	573.00	66.00	-	438,426.04
Total Revenues	\$ 3,782.00	\$ 373,111.87	\$ 1,123.00	\$ 1,183.00	\$ 513.00	\$ 50,491.33	\$ 993.00	\$ 569.00	\$ 429,624.04	\$ 573.00	\$ 66.00	\$ 5,775.80	\$ 867,805.04

Expenditures

	Fund 4190	Fund 4191	Fund 4240	Fund 4260	Fund 4280	Fund 4283	Fund 4310	Fund 4360	Fund 4365	Fund 4380	Fund 4400	Fund 4405	Total
	2012-DIF Police Facilities	2012-DIF Police Facilities	2012-DIF Citywide Parks	2012-DIF Citywide Recreation Fac	2012-DIF Libraries	2012-DIF Libraries	2012-DIF Parks Dev Zone 1	2012-DIF Parks Dev Zone 2	2012-DIF Parks & Recreation	2012-DIF Parks Dev Zone 3	2012-DIF Roadway Improvements	2012-DIF Streets	
Total Capital Project Expenditures	\$ -	\$ -	\$ 10,061.00	\$ -	\$ -	\$ -	\$ -	\$ -	\$ -	\$ -	\$ -	\$ -	\$ 10,061.00
Bonds													
Principal	\$ -	\$ -	\$ -	\$ -	\$ -	\$ -	\$ -	\$ -	\$ -	\$ -	\$ -	\$ -	\$ -
Interest	-	-	-	-	-	-	-	-	-	-	-	-	-
Debt Service on Bonds (Total Paid)	-	-	-	-	-	-	-	-	-	-	-	-	-
Capital Leases													
Principal	-	-	-	-	-	-	-	-	-	-	-	-	-
Interest	-	-	-	-	-	-	-	-	-	-	-	-	-
Payment on Capital Leases (Total Paid)	-	-	-	-	-	-	-	-	-	-	-	-	-
Other Expenditures	373,847.16	-	101,402.11	118,233.88	51,226.63	-	99,347.23	56,790.99	-	57,526.33	6,511.10	-	864,885.43
Advances from Other Funds	-	-	-	-	-	-	-	-	-	-	-	-	-
Total Expenditures	\$ 373,847.16	\$ -	\$ 111,463.11	\$ 118,233.88	\$ 51,226.63	\$ -	\$ 99,347.23	\$ 56,790.99	\$ -	\$ 57,526.33	\$ 6,511.10	\$ -	\$ 874,946.43

FY21 End of Year Balance

	Fund 4190	Fund 4191	Fund 4240	Fund 4260	Fund 4280	Fund 4283	Fund 4310	Fund 4360	Fund 4365	Fund 4380	Fund 4400	Fund 4405	Total
	2012-DIF Police Facilities	2012-DIF Police Facilities	2012-DIF Citywide Parks	2012-DIF Citywide Recreation Fac	2012-DIF Libraries	2012-DIF Libraries	2012-DIF Parks Dev Zone 1	2012-DIF Parks Dev Zone 2	2012-DIF Parks & Recreation	2012-DIF Parks Dev Zone 3	2012-DIF Roadway Improvements	2012-DIF Streets	
Beginning Balance	\$ 370,065.16	\$ -	\$ 110,340.11	\$ 117,050.88	\$ 50,713.63	\$ -	\$ 98,354.23	\$ 56,221.99	\$ -	\$ 56,953.33	\$ 6,445.10	\$ -	\$ 866,144.43
Total Revenues	3,782.00	373,111.87	1,123.00	1,183.00	513.00	50,491.33	993.00	569.00	429,624.04	573.00	66.00	5,775.80	867,805.04
Total Expenditures	373,847.16	-	111,463.11	118,233.88	51,226.63	-	99,347.23	56,790.99	-	57,526.33	6,511.10	-	874,946.43
Ending Balance as of June 30, 2021	\$ -	\$ 373,111.87	\$ -	\$ -	\$ -	\$ 50,491.33	\$ -	\$ -	\$ 429,624.04	\$ -	\$ -	\$ 5,775.80	\$ 859,003.04

City of Glendale
 Development Impact Fee Report
 Unaudited - Statement of Revenue, Expenditures, and Change in Fund Balances
 For Fiscal Year Ending June 30, 2021

Development Impact Fee Account Summary - Government Funds

	Fund 4150	Fund 4160	Fund 4165	Fund 4170	Fund 4200	Fund 4210	Fund 4215	Fund 4220	Fund 4320	Fund 4325	Fund 4330	Fund 4410	Fund 4420	Fund 4430	Total
	2014-DIF Fire Zone 1 East	2014-DIF Fire Zone 2 West 101	2014-DIF Fire	2014-DIF Fire Zone 3 West 303	2014-DIF Police Zone 1 East	2014-DIF Police Zone 2 West 101	2014-DIF Police	2014-DIF Police Zone 3 West 303	2014-DIF Parks & Rec Zone 1 East	2014-DIF Parks & Recreation	2014-DIF Parks & Rec Zone 2 West 101	2014-DIF Streets Zone 1 East	2014-DIF Streets Zone 2 West 101	2014-DIF Streets Zone 3 West 303	Total
FY20 Annual Report Ending Balance	\$ 1,511,976.41	\$ 1,451,915.19	\$ -	\$ 103,959.30	\$ 383,904.44	\$ 332,080.06	\$ -	\$ 14,562.96	\$ 914,277.35	\$ -	\$ 552,488.55	\$ 2,548,159.28	\$ 2,713,708.00	\$ 49,198.58	\$ 10,576,230.12
Revenue Adjustment	-	-	-	-	-	-	-	-	-	-	-	-	-	-	-
Expenditure Adjustment	-	-	-	-	-	-	-	-	-	-	-	-	-	-	-
Beginning Balance at July 1, 2020	\$ 1,511,976.41	\$ 1,451,915.19	\$ -	\$ 103,959.30	\$ 383,904.44	\$ 332,080.06	\$ -	\$ 14,562.96	\$ 914,277.35	\$ -	\$ 552,488.55	\$ 2,548,159.28	\$ 2,713,708.00	\$ 49,198.58	\$ 10,576,230.12

Revenues

Total Amount of Impact Fees Collected	\$ 655.00	\$ -	\$ -	\$ -	\$ 719.00	\$ -	\$ -	\$ -	\$ 936.00	\$ -	\$ -	\$ 267,321.00	\$ -	\$ -	\$ 269,631.00
Other Earnings	-	-	3,097,327.03	-	-	-	736,452.59	-	-	1,481,065.30	-	-	-	-	5,314,844.92
Interest Earned on Each Account	15,293.00	14,683.00	-	1,051.00	3,886.00	3,358.00	-	148.00	9,251.00	-	5,583.00	26,700.01	13,991.00	497.00	94,441.01
Total Revenues	\$ 15,948.00	\$ 14,683.00	\$ 3,097,327.03	\$ 1,051.00	\$ 4,605.00	\$ 3,358.00	\$ 736,452.59	\$ 148.00	\$ 10,187.00	\$ 1,481,065.30	\$ 5,583.00	\$ 294,021.01	\$ 13,991.00	\$ 497.00	\$ 5,678,916.93

Expenditures

	Fund 4150	Fund 4160	Fund 4165	Fund 4170	Fund 4200	Fund 4210	Fund 4215	Fund 4220	Fund 4320	Fund 4325	Fund 4330	Fund 4410	Fund 4420	Fund 4430	Total
	2014-DIF Fire Zone 1 East	2014-DIF Fire Zone 2 West 101	2014-DIF Fire	2014-DIF Fire Zone 3 West 303	2014-DIF Police Zone 1 East	2014-DIF Police Zone 2 West 101	2014-DIF Police	2014-DIF Police Zone 3 West 303	2014-DIF Parks & Rec Zone 1 East	2014-DIF Parks & Recreation	2014-DIF Parks & Rec Zone 2 West 101	2014-DIF Streets Zone 1 East	2014-DIF Streets Zone 2 West 101	2014-DIF Streets Zone 3 West 303	Total
Total Capital Project Expenditures	\$ -	\$ -	\$ -	\$ -	\$ -	\$ -	\$ -	\$ -	\$ -	\$ -	\$ -	\$ 2,595.97	\$ 1,496,306.89	\$ -	\$ 1,498,902.86
Bonds															
Principal	-	-	-	-	-	-	-	-	-	-	-	-	-	-	-
Interest	-	-	-	-	-	-	-	-	-	-	-	-	-	-	-
Debt Service on Bonds (Total Paid)	-	-	-	-	-	-	-	-	-	-	-	-	-	-	-
Capital Leases															
Principal	-	-	-	-	-	-	-	-	-	-	-	-	-	-	-
Interest	-	-	-	-	-	-	-	-	-	-	-	-	-	-	-
Payment on Capital Leases (Total Paid)	-	-	-	-	-	-	-	-	-	-	-	-	-	-	-
Other Expenditures	1,527,924.41	1,466,598.19	-	105,010.30	388,509.44	335,438.06	-	14,710.96	924,464.35	-	558,071.55	735.30	735.29	735.29	5,322,933.14
Advances from Other Funds	-	-	-	-	-	-	-	-	-	-	-	-	-	-	-
Total Expenditures	\$ 1,527,924.41	\$ 1,466,598.19	\$ -	\$ 105,010.30	\$ 388,509.44	\$ 335,438.06	\$ -	\$ 14,710.96	\$ 924,464.35	\$ -	\$ 558,071.55	\$ 3,331.27	\$ 1,497,042.18	\$ 735.29	\$ 6,821,836.00

FY21 End of Year Balance

	Fund 4150	Fund 4160	Fund 4165	Fund 4170	Fund 4200	Fund 4210	Fund 4215	Fund 4220	Fund 4320	Fund 4325	Fund 4330	Fund 4410	Fund 4420	Fund 4430	Total
	2014-DIF Fire Zone 1 East	2014-DIF Fire Zone 2 West 101	2014-DIF Fire	2014-DIF Fire Zone 3 West 303	2014-DIF Police Zone 1 East	2014-DIF Police Zone 2 West 101	2014-DIF Police	2014-DIF Police Zone 3 West 303	2014-DIF Parks & Rec Zone 1 East	2014-DIF Parks & Recreation	2014-DIF Parks & Rec Zone 2 West 101	2014-DIF Streets Zone 1 East	2014-DIF Streets Zone 2 West 101	2014-DIF Streets Zone 3 West 303	Total
Beginning Balance	\$ 1,511,976.41	\$ 1,451,915.19	\$ -	\$ 103,959.30	\$ 383,904.44	\$ 332,080.06	\$ -	\$ 14,562.96	\$ 914,277.35	\$ -	\$ 552,488.55	\$ 2,548,159.28	\$ 2,713,708.00	\$ 49,198.58	\$ 10,576,230.12
Total Revenues	15,948.00	14,683.00	3,097,327.03	1,051.00	4,605.00	3,358.00	736,452.59	148.00	10,187.00	1,481,065.30	5,583.00	294,021.01	13,991.00	497.00	5,678,916.93
Total Expenditures	1,527,924.41	1,466,598.19	-	105,010.30	388,509.44	335,438.06	-	14,710.96	924,464.35	-	558,071.55	3,331.27	1,497,042.18	735.29	6,821,836.00
Ending Balance as of June 30, 2021	\$ -	\$ -	\$ 3,097,327.03	\$ -	\$ -	\$ -	\$ 736,452.59	\$ -	\$ -	\$ 1,481,065.30	\$ -	\$ 2,838,849.02	\$ 1,230,656.82	\$ 48,960.29	\$ 9,433,311.05

City of Glendale
 Development Impact Fee Report
 Unaudited - Statement of Revenue, Expenditures, and Change in Fund Balances
 For Fiscal Year Ending June 30, 2021

Development Impact Fee Account Summary - Government Funds

	Fund 4171	Fund 4172	Fund 4173	Fund 4221	Fund 4222	Fund 4223	Fund 4281	Fund 4282	Fund 4284	Fund 4381	Fund 4382	Fund 4383	Fund 4431	Total
	2019-DIF Fire East	2019-DIF Fire West	2019-DIF Fire	2019-DIF Police East	2019-DIF Police West	2019-DIF Police	2019-DIF Libraries East	2019-DIF Libraries West	2019-DIF Libraries	2019-DIF Parks & Rec East	2019-DIF Parks & Rec West	2019-DIF Parks & Rec	2019-DIF Streets	Total
FY20 Annual Report Ending Balance	\$ 315,381.28	\$ 246,938.19	\$ -	\$ 342,576.58	\$ 155,670.90	\$ -	\$ 61,944.30	\$ -	\$ -	\$ 325,362.40	\$ -	\$ -	\$ 1,965,886.29	\$ 3,413,759.94
Revenue Adjustment	-	-	-	-	-	-	-	-	-	-	-	-	-	-
Expenditure Adjustment	-	-	-	-	-	-	-	-	-	-	-	-	-	-
Beginning Balance at July 1, 2020	\$ 315,381.28	\$ 246,938.19	\$ -	\$ 342,576.58	\$ 155,670.90	\$ -	\$ 61,944.30	\$ -	\$ -	\$ 325,362.40	\$ -	\$ -	\$ 1,965,886.29	\$ 3,413,759.94

Revenues

Total Amount of Impact Fees Collected	\$ 1,603,843.53	\$ 455,812.21	\$ -	\$ 1,516,898.77	\$ 307,693.41	\$ -	\$ 344,551.29	\$ 22,285.24	\$ -	\$ 1,891,060.34	\$ 118,854.62	\$ -	\$ 8,190,089.59	\$ 14,451,089.00
Other Earnings	-	-	2,631,909.63	-	-	2,331,702.08	-	-	428,989.23	-	-	2,343,038.76	-	7,735,639.70
Interest Earned on Each Account	7,981.00	3,424.00	-	7,822.00	2,511.00	-	1,607.00	72.00	-	8,850.00	382.00	-	43,685.00	76,334.00
Total Revenues	\$ 1,611,824.53	\$ 459,236.21	\$ 2,631,909.63	\$ 1,524,720.77	\$ 310,204.41	\$ 2,331,702.08	\$ 346,158.29	\$ 22,357.24	\$ 428,989.23	\$ 1,899,910.34	\$ 119,236.62	\$ 2,343,038.76	\$ 8,233,774.59	\$ 22,263,062.70

Expenditures

	Fund 4171	Fund 4172	Fund 4173	Fund 4221	Fund 4222	Fund 4223	Fund 4281	Fund 4282	Fund 4284	Fund 4381	Fund 4382	Fund 4383	Fund 4431	Total
	2019-DIF Fire East	2019-DIF Fire West	2019-DIF Fire	2019-DIF Police East	2019-DIF Police West	2019-DIF Police	2019-DIF Libraries East	2019-DIF Libraries West	2019-DIF Libraries	2019-DIF Parks & Rec East	2019-DIF Parks & Rec West	2019-DIF Parks & Rec	2019-DIF Streets	Total
Total Capital Project Expenditures	\$ -	\$ -	\$ -	\$ -	\$ -	\$ -	\$ -	\$ -	\$ -	\$ -	\$ -	\$ -	\$ -	\$ -
Bonds														
Principal	-	-	-	-	-	-	-	-	-	-	-	-	-	-
Interest	-	-	-	-	-	-	-	-	-	-	-	-	-	-
Debt Service on Bonds (Total Paid)	-	-	-	-	-	-	-	-	-	-	-	-	-	-
Capital Leases														
Principal	-	-	-	-	-	-	-	-	-	-	-	-	-	-
Interest	-	-	-	-	-	-	-	-	-	-	-	-	-	-
Payment on Capital Leases (Total Paid)	-	-	-	-	-	-	-	-	-	-	-	-	-	-
Other Expenditures	1,927,205.81	706,174.40	-	1,867,297.35	465,875.31	-	408,102.59	22,357.24	-	2,225,272.74	119,236.62	-	735.29	7,742,257.35
Advances from Other Funds	-	-	-	-	-	-	-	-	-	-	-	-	-	-
Total Expenditures	\$ 1,927,205.81	\$ 706,174.40	\$ -	\$ 1,867,297.35	\$ 465,875.31	\$ -	\$ 408,102.59	\$ 22,357.24	\$ -	\$ 2,225,272.74	\$ 119,236.62	\$ -	\$ 735.29	\$ 7,742,257.35

FY21 End of Year Balance

	Fund 4171	Fund 4172	Fund 4173	Fund 4221	Fund 4222	Fund 4223	Fund 4281	Fund 4282	Fund 4284	Fund 4381	Fund 4382	Fund 4383	Fund 4431	Total
	2019-DIF Fire East	2019-DIF Fire West	2019-DIF Fire	2019-DIF Police East	2019-DIF Police West	2019-DIF Police	2019-DIF Libraries East	2019-DIF Libraries West	2019-DIF Libraries	2019-DIF Parks & Rec East	2019-DIF Parks & Rec West	2019-DIF Parks & Rec	2019-DIF Streets	Total
Beginning Balance	\$ 315,381.28	\$ 246,938.19	\$ -	\$ 342,576.58	\$ 155,670.90	\$ -	\$ 61,944.30	\$ -	\$ -	\$ 325,362.40	\$ -	\$ -	\$ 1,965,886.29	\$ 3,413,759.94
Total Revenues	1,611,824.53	459,236.21	2,631,909.63	1,524,720.77	310,204.41	2,331,702.08	346,158.29	22,357.24	428,989.23	1,899,910.34	119,236.62	2,343,038.76	8,233,774.59	22,263,062.70
Total Expenditures	1,927,205.81	706,174.40	-	1,867,297.35	465,875.31	-	408,102.59	22,357.24	-	2,225,272.74	119,236.62	-	735.29	7,742,257.35
Ending Balance as of June 30, 2021	\$ -	\$ -	\$ 2,631,909.63	\$ -	\$ -	\$ 2,331,702.08	\$ -	\$ -	\$ 428,989.23	\$ -	\$ -	\$ 2,343,038.76	\$ 10,198,925.59	\$ 17,934,565.29

City of Glendale
Development Impact Fee Report
Unaudited - Statement of Revenue, Expenditures, and Change in Fund Balances
For Fiscal Year Ending June 30, 2021

Detailed Development Impact Fee Expenditure Report - Government Funds

Fund 4150							
2014-DIF Fire Zone 1 East	Location	Capital Projects	Bonds	Capital Lease	Other	Total	
DIF Audit	City of Glendale - 5850 W Glendale Ave, Glendale AZ	\$ -	\$ -	\$ -	\$ 735.29	\$ 735.29	
**Distribution to Citywide DIF-Fire Fund 4165	City of Glendale - 5850 W Glendale Ave, Glendale AZ	\$ -	\$ -	\$ -	\$ 1,527,189.12	\$ 1,527,189.12	
					\$	\$ -	
Total Expenditures		\$ -	\$ -	\$ -	\$ 1,527,924.41	\$ 1,527,924.41	

Fund 4160							
2014-DIF Fire Zone 2 West 101	Location	Capital Projects	Bonds	Capital Lease	Other	Total	
DIF Audit	City of Glendale - 5850 W Glendale Ave, Glendale AZ	\$ -	\$ -	\$ -	\$ 735.29	\$ 735.29	
**Distribution to Citywide DIF-Fire Fund 4165	City of Glendale - 5850 W Glendale Ave, Glendale AZ	\$ -	\$ -	\$ -	\$ 1,465,862.90	\$ 1,465,862.90	
					\$	\$ -	
Total Expenditures		\$ -	\$ -	\$ -	\$ 1,466,598.19	\$ 1,466,598.19	

Fund 4170							
2014-DIF Fire Zone 3 West 303	Location	Capital Projects	Bonds	Capital Lease	Other	Total	
DIF Audit	City of Glendale - 5850 W Glendale Ave, Glendale AZ	\$ -	\$ -	\$ -	\$ 735.29	\$ 735.29	
*Distribution to Citywide DIF-Fire Fund 4165	City of Glendale - 5850 W Glendale Ave, Glendale AZ	\$ -	\$ -	\$ -	\$ 104,275.01	\$ 104,275.01	
					\$	\$ -	
Total Expenditures		\$ -	\$ -	\$ -	\$ 105,010.30	\$ 105,010.30	

Fund 4171							
2019-DIF Fire East	Location	Capital Projects	Bonds	Capital Lease	Other	Total	
DIF Audit	City of Glendale - 5850 W Glendale Ave, Glendale AZ	\$ -	\$ -	\$ -	\$ 735.29	\$ 735.29	
*Distribution to Citywide DIF-Fire Fund 4173	City of Glendale - 5850 W Glendale Ave, Glendale AZ	\$ -	\$ -	\$ -	\$ 1,926,470.52	\$ 1,926,470.52	
					\$	\$ -	
Total Expenditures		\$ -	\$ -	\$ -	\$ 1,927,205.81	\$ 1,927,205.81	

City of Glendale
 Development Impact Fee Report
 Unaudited - Statement of Revenue, Expenditures, and Change in Fund Balances
 For Fiscal Year Ending June 30, 2021

Detailed Development Impact Fee Expenditure Report - Government Funds

Fund 4172 2019-DIF Fire West		Location	Capital Projects	Bonds	Capital Lease	Other	Total
DIF Audit		City of Glendale - 5850 W Glendale Ave, Glendale AZ	\$ -	\$ -	\$ -	\$ 735.29	\$ 735.29
*Distribution to Citywide DIF-Fire Fund 4173		City of Glendale - 5850 W Glendale Ave, Glendale AZ	\$ -	\$ -	\$ -	\$ 705,439.11	\$ 705,439.11
						\$ -	\$ -
Total Expenditures			\$ -	\$ -	\$ -	\$ 706,174.40	\$ 706,174.40

Fund 4190 2012-DIF Police Facilities		Location	Capital Projects	Bonds	Capital Lease	Other	Total
DIF Audit		City of Glendale - 5850 W Glendale Ave, Glendale AZ	\$ -	\$ -	\$ -	\$ 735.29	\$ 735.29
*Distribution to Citywide DIF-Police Fund 4191		City of Glendale - 5850 W Glendale Ave, Glendale AZ	\$ -	\$ -	\$ -	\$ 373,111.87	\$ 373,111.87
						\$ -	\$ -
Total Expenditures			\$ -	\$ -	\$ -	\$ 373,847.16	\$ 373,847.16

Fund 4200 2014-DIF Police Zone 1 East		Location	Capital Projects	Bonds	Capital Lease	Other	Total
DIF Audit		City of Glendale - 5850 W Glendale Ave, Glendale AZ	\$ -	\$ -	\$ -	\$ 735.29	\$ 735.29
*Distribution to Citywide DIF-Police Fund 4215		City of Glendale - 5850 W Glendale Ave, Glendale AZ	\$ -	\$ -	\$ -	\$ 387,774.15	\$ 387,774.15
						\$ -	\$ -
Total Expenditures			\$ -	\$ -	\$ -	\$ 388,509.44	\$ 388,509.44

Fund 4210 2014-DIF Police Zone 2 West 101		Location	Capital Projects	Bonds	Capital Lease	Other	Total
DIF Audit		City of Glendale - 5850 W Glendale Ave, Glendale AZ	\$ -	\$ -	\$ -	\$ 735.29	\$ 735.29
*Distribution to Citywide DIF-Police Fund 4215		City of Glendale - 5850 W Glendale Ave, Glendale AZ	\$ -	\$ -	\$ -	\$ 334,702.77	\$ 334,702.77
						\$ -	\$ -
Total Expenditures			\$ -	\$ -	\$ -	\$ 335,438.06	\$ 335,438.06

City of Glendale
Development Impact Fee Report
Unaudited - Statement of Revenue, Expenditures, and Change in Fund Balances
For Fiscal Year Ending June 30, 2021

Detailed Development Impact Fee Expenditure Report - Government Funds

Fund 4220 2014-DIF Police Zone 3 West 303		Location	Capital Projects	Bonds	Capital Lease	Other	Total
DIF Audit		City of Glendale - 5850 W Glendale Ave, Glendale AZ	\$ -	\$ -	\$ -	\$ 735.29	\$ 735.29
*Distribution to Citywide DIF-Police Fund 4215		City of Glendale - 5850 W Glendale Ave, Glendale AZ	\$ -	\$ -	\$ -	\$ 13,975.67	\$ 13,975.67
						\$	\$ -
Total Expenditures			\$ -	\$ -	\$ -	\$ 14,710.96	\$ 14,710.96

Fund 4221 2019-DIF Police East		Location	Capital Projects	Bonds	Capital Lease	Other	Total
DIF Audit		City of Glendale - 5850 W Glendale Ave, Glendale AZ	\$ -	\$ -	\$ -	\$ 735.29	\$ 735.29
*Distribution to Citywide DIF-Police Fund 4223		City of Glendale - 5850 W Glendale Ave, Glendale AZ	\$ -	\$ -	\$ -	\$ 1,866,562.06	\$ 1,866,562.06
						\$	\$ -
Total Expenditures			\$ -	\$ -	\$ -	\$ 1,867,297.35	\$ 1,867,297.35

Fund 4222 2019-DIF Police West		Location	Capital Projects	Bonds	Capital Lease	Other	Total
DIF Audit		City of Glendale - 5850 W Glendale Ave, Glendale AZ	\$ -	\$ -	\$ -	\$ 735.29	\$ 735.29
*Distribution to Citywide DIF-Police Fund 4223		City of Glendale - 5850 W Glendale Ave, Glendale AZ	\$ -	\$ -	\$ -	\$ 465,140.02	\$ 465,140.02
						\$	\$ -
Total Expenditures			\$ -	\$ -	\$ -	\$ 465,875.31	\$ 465,875.31

Fund 4240 2012-DIF Citywide Parks		Location	Capital Projects	Bonds	Capital Lease	Other	Total
Bonsall Park		5885 W Berridge Ln, Glendale AZ	\$ 10,061.00	\$ -	\$ -	\$ -	\$ 10,061.00
DIF Audit		City of Glendale - 5850 W Glendale Ave, Glendale AZ				\$ 735.30	\$ 735.30
*Distribution to Citywide DIF-Parks & Rec Fund 4365		City of Glendale - 5850 W Glendale Ave, Glendale AZ				\$ 100,666.81	\$ 100,666.81
						\$	\$ -
Total Expenditures			\$ 10,061.00	\$ -	\$ -	\$ 101,402.11	\$ 111,463.11

City of Glendale
 Development Impact Fee Report
 Unaudited - Statement of Revenue, Expenditures, and Change in Fund Balances
 For Fiscal Year Ending June 30, 2021

Detailed Development Impact Fee Expenditure Report - Government Funds

Fund 4260 2012-DIF Citywide Recreation Fac		Location	Capital Projects	Bonds	Capital Lease	Other	Total
DIF Audit		City of Glendale - 5850 W Glendale Ave, Glendale AZ	\$ -	\$ -	\$ -	\$ 735.30	\$ 735.30
*Distribution to Citywide DIF-Parks & Rec Fund 4365		City of Glendale - 5850 W Glendale Ave, Glendale AZ				\$ 117,498.58	\$ 117,498.58
						\$ -	\$ -
Total Expenditures			\$ -	\$ -	\$ -	\$ 118,233.88	\$ 118,233.88

Fund 4280 2012-DIF Libraries		Location	Capital Projects	Bonds	Capital Lease	Other	Total
DIF Audit		City of Glendale - 5850 W Glendale Ave, Glendale AZ	\$ -	\$ -	\$ -	\$ 735.30	\$ 735.30
*Distribution to Citywide DIF-Libraries Fund 4283		City of Glendale - 5850 W Glendale Ave, Glendale AZ				\$ 50,491.33	\$ 50,491.33
						\$ -	\$ -
Total Expenditures			\$ -	\$ -	\$ -	\$ 51,226.63	\$ 51,226.63

Fund 4281 2019-DIF Libraries East		Location	Capital Projects	Bonds	Capital Lease	Other	Total
DIF Audit		City of Glendale - 5850 W Glendale Ave, Glendale AZ	\$ -	\$ -	\$ -	\$ 735.30	\$ 735.30
*Distribution to Citywide DIF-Libraries Fund 4284		City of Glendale - 5850 W Glendale Ave, Glendale AZ				\$ 407,367.29	\$ 407,367.29
						\$ -	\$ -
Total Expenditures			\$ -	\$ -	\$ -	\$ 408,102.59	\$ 408,102.59

Fund 4282 2019-DIF Libraries West		Location	Capital Projects	Bonds	Capital Lease	Other	Total
DIF Audit		City of Glendale - 5850 W Glendale Ave, Glendale AZ	\$ -	\$ -	\$ -	\$ 735.30	\$ 735.30
*Distribution to Citywide DIF-Libraries Fund 4284		City of Glendale - 5850 W Glendale Ave, Glendale AZ				\$ 21,621.94	\$ 21,621.94
						\$ -	\$ -
Total Expenditures			\$ -	\$ -	\$ -	\$ 22,357.24	\$ 22,357.24

City of Glendale
 Development Impact Fee Report
 Unaudited - Statement of Revenue, Expenditures, and Change in Fund Balances
 For Fiscal Year Ending June 30, 2021

Detailed Development Impact Fee Expenditure Report - Government Funds

Fund 4310 2012-DIF Parks Dev Zone 1		Location	Capital Projects	Bonds	Capital Lease	Other	Total
DIF Audit		City of Glendale - 5850 W Glendale Ave, Glendale AZ	\$ -	\$ -	\$ -	\$ 735.30	\$ 735.30
*Distribution to Citywide DIF-Parks & Rec Fund 4365		City of Glendale - 5850 W Glendale Ave, Glendale AZ				\$ 98,611.93	\$ 98,611.93
						\$ -	\$ -
Total Expenditures			\$ -	\$ -	\$ -	\$ 99,347.23	\$ 99,347.23

Fund 4320 2014-DIF Parks & Rec Zone 1 East		Location	Capital Projects	Bonds	Capital Lease	Other	Total
DIF Audit		City of Glendale - 5850 W Glendale Ave, Glendale AZ	\$ -	\$ -	\$ -	\$ 735.30	\$ 735.30
*Distribution to Citywide DIF-Parks & Rec Fund 4325		City of Glendale - 5850 W Glendale Ave, Glendale AZ				\$ 923,729.05	\$ 923,729.05
						\$ -	\$ -
Total Expenditures			\$ -	\$ -	\$ -	\$ 924,464.35	\$ 924,464.35

Fund 4330 2014-DIF Parks & Rec Zone 2 West 101		Location	Capital Projects	Bonds	Capital Lease	Other	Total
DIF Audit		City of Glendale - 5850 W Glendale Ave, Glendale AZ	\$ -	\$ -	\$ -	\$ 735.30	\$ 735.30
*Distribution to Citywide DIF-Parks & Rec Fund 4325		City of Glendale - 5850 W Glendale Ave, Glendale AZ				\$ 557,336.25	\$ 557,336.25
						\$ -	\$ -
Total Expenditures			\$ -	\$ -	\$ -	\$ 558,071.55	\$ 558,071.55

Fund 4360 2012-DIF Parks Dev Zone 2		Location	Capital Projects	Bonds	Capital Lease	Other	Total
DIF Audit		City of Glendale - 5850 W Glendale Ave, Glendale AZ	\$ -	\$ -	\$ -	\$ 735.30	\$ 735.30
*Distribution to Citywide DIF-Parks & Rec Fund 4365		City of Glendale - 5850 W Glendale Ave, Glendale AZ				\$ 56,055.69	\$ 56,055.69
						\$ -	\$ -
						\$ -	\$ -
Total Expenditures			\$ -	\$ -	\$ -	\$ 56,790.99	\$ 56,790.99

City of Glendale
Development Impact Fee Report
Unaudited - Statement of Revenue, Expenditures, and Change in Fund Balances
For Fiscal Year Ending June 30, 2021

Detailed Development Impact Fee Expenditure Report - Government Funds

Fund 4380 2012-DIF Parks Dev Zone 3		Location	Capital Projects	Bonds	Capital Lease	Other	Total
DIF Audit		City of Glendale - 5850 W Glendale Ave, Glendale AZ	\$ -	\$ -	\$ -	\$ 735.30	\$ 735.30
*Distribution to Citywide DIF-Parks & Rec Fund 4365		City of Glendale - 5850 W Glendale Ave, Glendale AZ				\$ 56,791.03	\$ 56,791.03
						\$ -	\$ -
Total Expenditures			\$ -	\$ -	\$ -	\$ 57,526.33	\$ 57,526.33

Fund 4381 2019-DIF Parks & Rec East		Location	Capital Projects	Bonds	Capital Lease	Other	Total
DIF Audit		City of Glendale - 5850 W Glendale Ave, Glendale AZ	\$ -	\$ -	\$ -	\$ 735.30	\$ 735.30
*Distribution to Citywide DIF-Parks & Rec Fund 4383		City of Glendale - 5850 W Glendale Ave, Glendale AZ				\$ 2,224,537.44	\$ 2,224,537.44
						\$ -	\$ -
Total Expenditures			\$ -	\$ -	\$ -	\$ 2,225,272.74	\$ 2,225,272.74

Fund 4382 2019-DIF Parks & Rec West		Location	Capital Projects	Bonds	Capital Lease	Other	Total
DIF Audit		City of Glendale - 5850 W Glendale Ave, Glendale AZ	\$ -	\$ -	\$ -	\$ 735.30	\$ 735.30
*Distribution to Citywide DIF-Parks & Rec Fund 4383		City of Glendale - 5850 W Glendale Ave, Glendale AZ				\$ 118,501.32	\$ 118,501.32
						\$ -	\$ -
Total Expenditures			\$ -	\$ -	\$ -	\$ 119,236.62	\$ 119,236.62

Fund 4400 2012-DIF Roadway Improvements		Location	Capital Projects	Bonds	Capital Lease	Other	Total
DIF Audit		City of Glendale - 5850 W Glendale Ave, Glendale AZ	\$ -	\$ -	\$ -	\$ 735.30	\$ 735.30
*Distribution to Citywide DIF-Streets Fund 4405		City of Glendale - 5850 W Glendale Ave, Glendale AZ				\$ 5,775.80	\$ 5,775.80
						\$ -	\$ -
Total Expenditures			\$ -	\$ -	\$ -	\$ 6,511.10	\$ 6,511.10

City of Glendale
 Development Impact Fee Report
 Unaudited - Statement of Revenue, Expenditures, and Change in Fund Balances
 For Fiscal Year Ending June 30, 2021

Detailed Development Impact Fee Expenditure Report - Government Funds

Fund 4410 2014-DIF Streets Zone 1 East		Location	Capital Projects	Bonds	Capital Lease	Other	Total
Increase Intersection Capacity		59th & Olive Ave, Glendale AZ	\$ 2,595.97	\$ -	\$ -	\$ -	\$ 2,595.97
DIF Audit		City of Glendale - 5850 W Glendale Ave, Glendale AZ				\$ 735.30	\$ 735.30
						\$ -	\$ -
Total Expenditures			\$ 2,595.97	\$ -	\$ -	\$ 735.30	\$ 3,331.27

Fund 4420 2014-DIF Streets Zone 2 West 101		Location	Capital Projects	Bonds	Capital Lease	Other	Total
Cardinals Way		83rd Ave to 91st Ave, Glendale AZ	\$ 1,496,306.89	\$ -	\$ -	\$ -	\$ 1,496,306.89
DIF Audit		City of Glendale - 5850 W Glendale Ave, Glendale AZ				\$ 735.29	\$ 735.29
						\$ -	\$ -
Total Expenditures			\$ 1,496,306.89	\$ -	\$ -	\$ 735.29	\$ 1,497,042.18

Fund 4430 2014-DIF Streets Zone 3 West 303		Location	Capital Projects	Bonds	Capital Lease	Other	Total
DIF Audit		City of Glendale - 5850 W Glendale Ave, Glendale AZ	\$ -	\$ -	\$ -	\$ 735.29	\$ 735.29
						\$ -	\$ -
Total Expenditures			\$ -	\$ -	\$ -	\$ 735.29	\$ 735.29

Fund 4431 2019-DIF Streets		Location	Capital Projects	Bonds	Capital Lease	Other	Total
DIF Audit		City of Glendale - 5850 W Glendale Ave, Glendale AZ	\$ -	\$ -	\$ -	\$ 735.29	\$ 735.29
						\$ -	\$ -
Total Expenditures			\$ -	\$ -	\$ -	\$ 735.29	\$ 735.29

*Note: Consolidated the individual funds for 2012, 2014 and 2019 Libraries, Parks and Recreation, Police, and Fire into citywide DIF funds for Libraries, Parks and Recreation, Police, and Fire to citywide funds. The 2014 and 2019 Infrastructure Improvement Plans considered each of these categories as citywide.

City of Glendale
 Development Impact Fee Report
 Unaudited - Statement of Revenue, Expenditures, and Change in Fund Balances
 For Fiscal Year Ending June 30, 2021

Development Impact Fee Account Summary - Enterprise Funds

	Fund 6050 2014-Water DIF Zone 1 East	Fund 6060 2014 Water DIF Zone 2 West 101	Fund 6065 2014 DIF Water	Fund 6080 2014-Sewer DIF Zone 1 East	Fund 6090 2014-Sewer DIF Zone 2 West 101	Fund 6095 2014-DIF Sewer	Fund 6071 2019-Water DIF	Fund 6101 2019-Sewer DIF	Total
FY20 Annual Report Ending Balance	\$ 2,754,328.67	\$ 1,120,810.37	\$ -	\$ 1,611,149.65	\$ 404,558.24	\$ -	\$ 1,057,544.44	\$ 517,080.44	\$ 7,465,471.81
Revenue Adjustment	-	-	-	-	-	-	-	-	-
Expenditure Adjustment	-	-	-	-	-	-	-	-	-
Beginning Balance at July 1, 2020	\$ 2,754,328.67	\$ 1,120,810.37	\$ -	\$ 1,611,149.65	\$ 404,558.24	\$ -	\$ 1,057,544.44	\$ 517,080.44	\$ 7,465,471.81

Revenues

Total Amount of Impact Fees Collected	\$ 2,923.00	\$ -	\$ -	\$ -	\$ -	\$ -	\$ 2,841,370.00	\$ 1,384,044.00	\$ 4,228,337.00
Other Earnings	-	-	2,838,928.78	1,609.00	-	2,036,238.31	-	-	4,876,776.09
Interest Earned on Each Account	27,865.00	4,845.00	-	16,299.00	4,093.00	-	20,765.00	10,085.00	83,952.00
Total Revenues	\$ 30,788.00	\$ 4,845.00	\$ 2,838,928.78	\$ 17,908.00	\$ 4,093.00	\$ 2,036,238.31	\$ 2,862,135.00	\$ 1,394,129.00	\$ 9,189,065.09

Expenditures

	Fund 6050 2014-Water DIF Zone 1 East	Fund 6060 2014 Water DIF Zone 2 West 101	Fund 6065 2014 DIF Water	Fund 6080 2014-Sewer DIF Zone 1 East	Fund 6090 2014-Sewer DIF Zone 2 West 101	Fund 6095 2014-DIF Sewer	Fund 6071 2019-Water DIF	Fund 6101 2019-Sewer DIF	Total
Total Capital Project Expenditures	\$ -	\$ 1,070,372.68	\$ -	\$ -	\$ -	\$ -	\$ -	\$ -	\$ 1,070,372.68
Bonds									
Principal	-	-	-	-	-	-	-	-	-
Interest	-	-	-	-	-	-	-	-	-
Debt Service on Bonds (Total Paid)	-	-	-	-	-	-	-	-	-
Capital Lease									
Principal	-	-	-	-	-	-	-	-	-
Interest	-	-	-	-	-	-	-	-	-
Payment on Capital Lease (Total Paid)	-	-	-	-	-	-	-	-	-
Other Expenditures	2,785,116.67	55,282.69	-	1,629,057.65	408,651.24	-	735.29	735.29	4,879,578.83
Advances from Other Funds	-	-	-	-	-	-	-	-	-
Total Expenditures	\$ 2,785,116.67	\$ 1,125,655.37	\$ -	\$ 1,629,057.65	\$ 408,651.24	\$ -	\$ 735.29	\$ 735.29	\$ 5,949,951.51

FY21 End of Year Balance

	Fund 6050 2014-Water DIF Zone 1 East	Fund 6060 2014 Water DIF Zone 2 West 101	Fund 6065 2014 DIF Water	Fund 6080 2014-Sewer DIF Zone 1 East	Fund 6090 2014-Sewer DIF Zone 2 West 101	Fund 6095 2014-DIF Sewer	Fund 6071 2019-Water DIF	Fund 6101 2019-Sewer DIF	Total
Total Beginning Balance	\$ 2,754,328.67	\$ 1,120,810.37	\$ -	\$ 1,611,149.65	\$ 404,558.24	\$ -	\$ 1,057,544.44	\$ 517,080.44	\$ 7,465,471.81
Total Revenues	30,788.00	4,845.00	2,838,928.78	17,908.00	4,093.00	2,036,238.31	2,862,135.00	1,394,129.00	9,189,065.09
Total Expenditures	2,785,116.67	1,125,655.37	-	1,629,057.65	408,651.24	-	735.29	735.29	5,949,951.51
Ending Balance as of June 30, 2021	\$ -	\$ -	\$ 2,838,928.78	\$ -	\$ -	\$ 2,036,238.31	\$ 3,918,944.15	\$ 1,910,474.15	\$ 10,704,585.39

City of Glendale
 Development Impact Fee Report
 Unaudited - Statement of Revenue, Expenditures, and Change in Fund Balances
 For Fiscal Year Ending June 30, 2021

Detailed Development Impact Fee Expenditure Report - Enterprise Funds

Fund 6050 2014-Water DIF Zone 1 East		Location	Capital Projects	Bonds	Capital Lease	Other	Total
DIF Audit		City of Glendale - 5850 W Glendale Ave, Glendale AZ	\$ -	\$ -	\$ -	\$ 735.29	\$ 735.29
Distribution to Citywide DIF-Water Fund 6065		City of Glendale - 5850 W Glendale Ave, Glendale AZ				\$ 2,784,381.38	\$ 2,784,381.38
Total Expenditures			\$ -	\$ -	\$ -	\$ 2,785,116.67	\$ 2,785,116.67

Fund 6060 2014 Water DIF Zone 2 West 101		Location	Capital Projects	Bonds	Capital Lease	Other	Total
Cardinals Way		83rd Ave to 91st Ave, Glendale AZ	\$ 1,070,372.68	\$ -	\$ -	\$ -	\$ 1,070,372.68
DIF Audit		City of Glendale - 5850 W Glendale Ave, Glendale AZ				\$ 735.29	\$ 735.29
Distribution to Citywide DIF-Water Fund 6065		City of Glendale - 5850 W Glendale Ave, Glendale AZ				\$ 54,547.40	\$ 54,547.40
Total Expenditures			\$ 1,070,372.68	\$ -	\$ -	\$ 55,282.69	\$ 1,125,655.37

Fund 6071 2019-Water DIF		Location	Capital Projects	Bonds	Capital Lease	Other	Total
DIF Audit		City of Glendale - 5850 W Glendale Ave, Glendale AZ	\$ -	\$ -	\$ -	\$ 735.29	\$ 735.29
Total Expenditures			\$ -	\$ -	\$ -	\$ 735.29	\$ 735.29

Fund 6080 2014-Sewer DIF Zone 1 East		Location	Capital Projects	Bonds	Capital Lease	Other	Total
DIF Audit		City of Glendale - 5850 W Glendale Ave, Glendale AZ	\$ -	\$ -	\$ -	\$ 735.29	\$ 735.29
Distribution to Citywide DIF-Water Fund 6095		City of Glendale - 5850 W Glendale Ave, Glendale AZ				\$ 1,628,322.36	\$ 1,628,322.36
Total Expenditures			\$ -	\$ -	\$ -	\$ 1,629,057.65	\$ 1,629,057.65

City of Glendale
 Development Impact Fee Report
 Unaudited - Statement of Revenue, Expenditures, and Change in Fund Balances
 For Fiscal Year Ending June 30, 2021

Detailed Development Impact Fee Expenditure Report - Enterprise Funds

Fund 6090 2014-Sewer DIF Zone 2 West 101		Location	Capital Projects	Bonds	Capital Lease	Other	Total
DIF Audit		City of Glendale - 5850 W Glendale Ave, Glendale AZ	\$ -	\$ -	\$ -	\$ 735.29	\$ 735.29
Distribution to Citywide DIF-Water Fund 6095		City of Glendale - 5850 W Glendale Ave, Glendale AZ				\$ 407,915.95	\$ 407,915.95
						\$	\$ -
Total Expenditures			\$ -	\$ -	\$ -	\$ 408,651.24	\$ 408,651.24

Fund 6101 2019-Sewer DIF		Location	Capital Projects	Bonds	Capital Lease	Other	Total
DIF Audit		City of Glendale - 5850 W Glendale Ave, Glendale AZ	\$ -	\$ -	\$ -	\$ 735.29	\$ 735.29
						\$	\$ -
						\$	\$ -
Total Expenditures			\$ -	\$ -	\$ -	\$ 735.29	\$ 735.29

*Note: Consolidated the individual funds for 2014 and 2019 Water and Wastewater into citywide DIF funds for Water and Wastewater to citywide funds.
 The 2014 and 2019 Infrastructure Improvement Plans considered each of these categories as citywide.

APPENDIX

A

Glendale Parks and Recreation Facilities

SMALL AND NEIGHBORHOOD PARKS (UP TO 10 ACRES)

- 1 Acoma Park, 53rd Ave. & Acoma Rd.
- 2 Arrowhead Lakes Park, 56th Ave. & Mohawk Ln.
- 3 Bicentennial Park, 71st Ave. & Missouri Ave.
- 4 Butler Park, 57th Ave. & Alice Ave.
- 5 Carmel Park, 52nd Dr. & Oraibi Dr.
- 6 Cholla Park, 53rd Ave. & Cholla St.
- 7 Clavelito Park, 53rd Ave. & Ocotillo Rd.
- 8 Country Gables Park, 52nd Ave. & Country Gables Dr.
- 9 Delicias Park, 48th Dr. & Orangewood Ave.
- 10 Desert Garden Park, 69th Ave. & Ocotillo Rd.
- 11 Desert Mirage Park, 87th Ave. & Maryland Ave.
- 12 Desert Rose Park, 63rd Ave. & Kings Ave.
- 13 Desert Valley Park, 61st Ave. & Sweetwater Ave.
- 14 Discovery Park, 79th Ave. & Maryland Ave.
- 15 Dos Lagos Park, 63rd Ave. & Utopia Rd.
- 16 El Barrio Park, 54th Ave. & Ocotillo Rd.
- 17 Gardenwood Park, 53rd Ave. & Orangewood Ave.
- 18 Greenbriar Park, 69th Ave. & Greenbriar Dr.
- 19 Greenway Granada Park, 73rd Ave. & Greenway Rd.
- 20 Heritage Park, 55th Ave. & Mountain View Rd.
- 21 Hillcrest Park, 71st Ave. & Hillcrest Blvd.
- 22 Horizon Park, 47th Ave. & Diana Ave.
- 23 Kings Park, 53rd Ave. & Kings Ave.
- 24 Lawrence Park, 62nd Ave. & Lawrence Rd.
- 25 Lions Park, 63rd Ave. & Haywood Ave.
- 26 Manistee Ranch Park, 52nd Ave. & Northern Ave.
- 27 Mary Silva Park, 45th Ave. & Marshall Ave.
- 28 Maryland Lakes Park, 47th Ave. & Maryland Ave.
- 29 Memmingen Park, 49th Ave. & Cholla St.
- 30 Mission Park, 47th Ave. & Sunnyslope Ln.
- 31 Mondo Park, 57th Ave. & Hatcher Rd.
- 32 Montara Park, 64th Ave. & Becker Ln.
- 33 Murphy Park, 58th Ave. & Glendale Ave.
- 34 Myrtle Park, 55th Ave. & Myrtle Ave.
- 35 New World Park, 48th Dr. & Golden Ln.
- 36 Oasis Park, 79th Ave. and Utopia Rd.
- 37 Ocotillo Rose Park, 61st Ave. & Keim Rd.
- 38 Orangewood Vista Park, 79th Ave. & Orangewood Ave.
- 39 Pasadena Park, 87th Ave. & Pasadena Ave.
- 40 Paseo Neighborhood Park, 14099 N. 63rd Ave.
- 41 Plaza Rosa Park, 61st Ave. & Maryland Ave.
- 42 Rovey Park, 47th Ave. & Rovey Ave.
- 43 Sands Park, 55th Ave. & Orangewood Ave.
- 44 Sierra Verde Park, 71st Ave. & Rose Garden Ln.
- 45 Sonorita Park, 58th Dr. & Market St.
- 46 Sunnyside Park, 63rd Ave. & Cholla St.
- 47 Sunset Park, 45th Ave. and Mountain View Rd.
- 48 Sunset Palms Park, 54th Ave. & Sweetwater Ave.
- 49 Sunset Ridge Park, 87th Ave. & Missouri Ave.
- 50 Sunset Vista Park, 64th Ave. & Villa Rita Dr.
- 51 Sycamore Grove Park, 86th Ln. & Emil Rovey Pkwy.
- 52 Tarrington Ranch Park, 63rd Ave. & Butler Dr.
- 53 Tierra Buena Park, 57th Ave. & Tierra Buena Ln.
- 54 Utopia Park, 72nd Ave. & Utopia Rd.
- 55 Windsor Park, 63rd Ave. & Windsor Blvd.

REGIONAL PARKS (25 to 200 ACRES)

- 64 Foothills Park, 57th Ave. & Union Hills Dr.
- 65 Glendale Heroes Regional Park, 83rd Ave. & Bethany Home Rd.
- 66 Grand Canal Linear Park, 75th Ave. & Camelback to Bethany Home & New River
- 67 Sahuaro Ranch Park, 59th Ave. & Mountain View Rd.
- 68 Skunk Creek Linear Park, 51st Ave. & Utopia to 73rd Ave. & Greenway
- 69 Thunderbird Paseo Park, 51st Ave. & Cactus to 72nd Ave. & Greenway

CONSERVATION PARKS (200+ ACRES)

- 70 Thunderbird Conservation Park, 59th Ave. & Pinnacle Peak Rd. (main entrance)

RECREATION CENTERS

- A Community Center North Building, 14075 N. 59th Ave.
- B Foothills Recreation & Aquatics Center, 5600 W. Union Hills Dr.
- C Glendale Adult Center, 5970 W. Brown St.
- D Glendale Community Center, 5401 W. Ocotillo Rd.
- E O'Neil Building, 6448 W. Missouri Ave.
- F Rose Lane Building, 5003 W. Marlette Ave.

POOLS

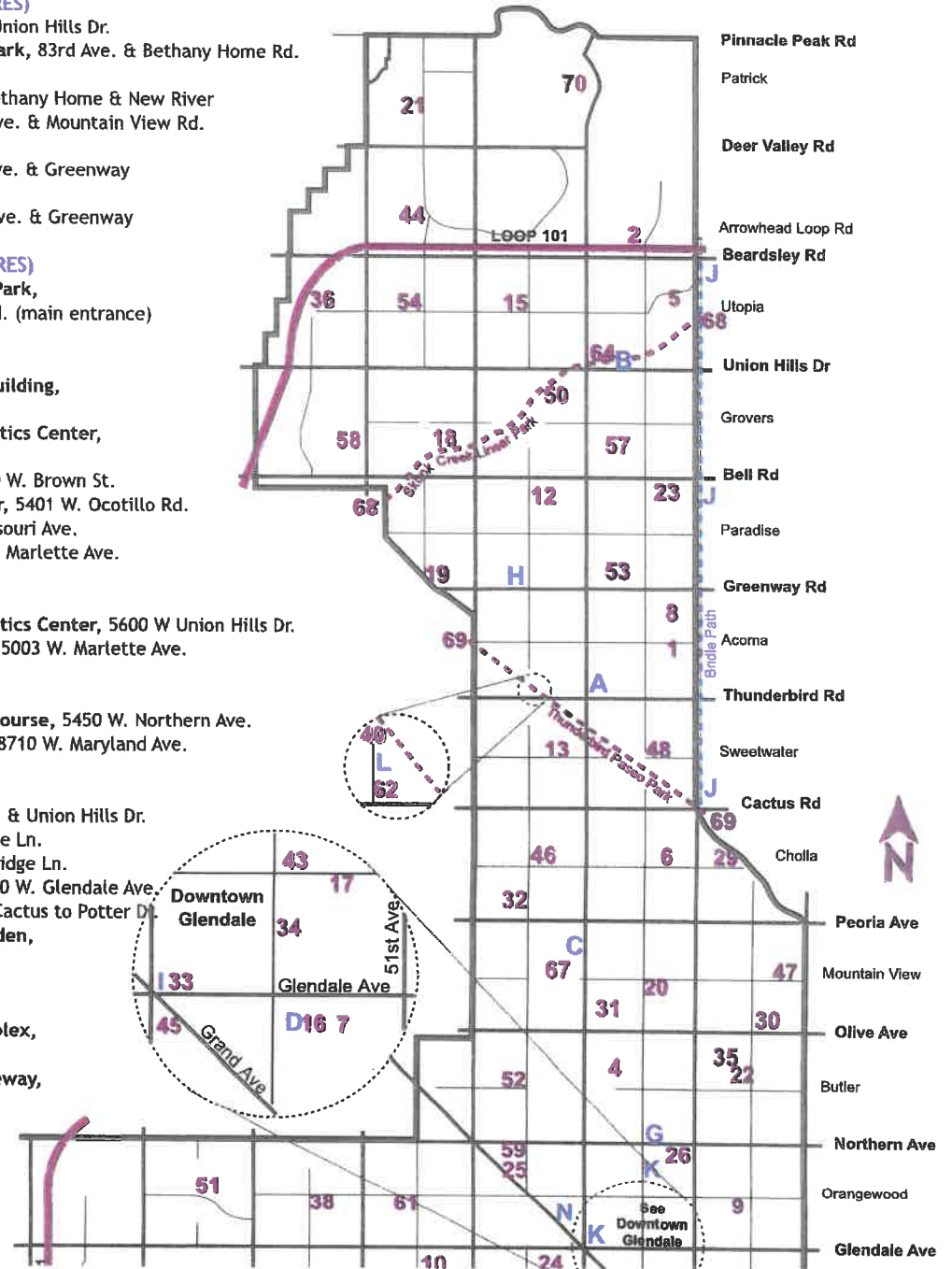
- B Foothills Recreation & Aquatics Center, 5600 W. Union Hills Dr.
- F Rose Lane Aquatics Center, 5003 W. Marlette Ave.

GOLF COURSES

- G Glen Lakes Municipal Golf Course, 5450 W. Northern Ave.
- H Desert Mirage Golf Course, 8710 W. Maryland Ave.

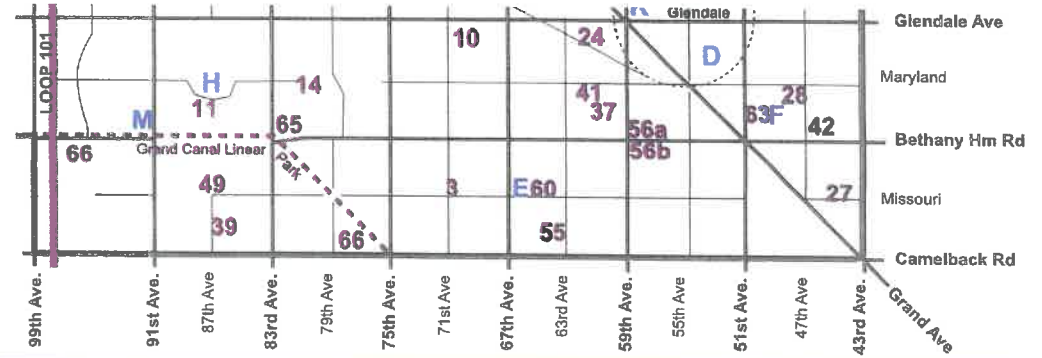
ADDITIONAL FACILITIES

- 64 Foothills Sk8 Court, 57th Dr. & Union Hills Dr.
- 65 X-Court, 59th Ave. & Berridge Ln.
- 65 Splash Pad, 59th Ave. & Berridge Ln.
- I Glendale Amphitheater, 5850 W. Glendale Ave.
- J Bridle Path, 51st Ave. from Cactus to Potter Dr.
- K Elsie McCarthy Sensory Garden, 55th Ave. & Morten Ave.
- L Paseo Racquet Center, 6268 W. Thunderbird Rd.
- M Glendale Youth Sports Complex, 6220 N. 91st Ave.
- N Myrtle Avenue Cultural Gateway, Myrtle Ave. & Grand Ave.



COMMUNITY PARKS (10 TO 25 ACRES)

- 56a Bonsall Park North, 59th Ave. & Bethany Home Rd.
- 56b Bonsall Park South, 59th Ave. & Bethany Home Rd.
- 57 Chapparal Park, 57th Ave. & Greenbriar Dr.
- 58 Hidden Meadows Park, 76th Ave. & St. John Rd.
- 59 Northern Horizon Park, 63rd Ave. & Northern Ave.
- 60 O'Neil Park, 64th Ave. & Missouri Ave.
- 61 Orangewood Park, 72nd Ave. & Orangewood Ave.
- 62 Paseo Racquet Center & Park, 63rd Ave. & Thunderbird Rd.
- 63 Rose Lane Park, 51st Ave. & Marlette Ave.



Parks	Acres & Amenities
1 Acoma	3.3
2 Arrowhead Lakes	5.0
3 Bicentennial	5.0
4 Butler	5.0
5 Carmel	5.0
6 Cholla	5.7
7 Clavelito	5.0
8 Country Gables	4.0
9 Delicias	5.0
10 Desert Garden	6.6
11 Desert Mirage	7.4
12 Desert Rose	7.0
13 Desert Valley	6.0
14 Discovery	9.1
15 Dos Lagos	5.7
16 El Barrio	0.4
17 Gardenwood	1.5
18 Greenbriar	3.0
19 Greenway Granada	6.7
20 Heritage	3.3
21 Hillcrest	8.0
22 Horizon	5.0
23 Kings	5.0
24 Lawrence	2.9
25 Lions	4.2
26 Manistee Ranch	4.3
27 Mary Silva	5.0

Parks	Acres & Amenities
28 Maryland Lakes	6.0
29 Memmingen	3.0
30 Mission	4.5
31 Mondo	5.2
32 Montara	5.3
33 Murphy	2.5
34 Myrtle	1.0
35 New World	8.0
36 Oasis	5.6
37 Ocotillo Rose	2.2
38 Orangewood Vista	10.0
39 Pasadena	3.0
40 Paseo Neighborhood	3.0
41 Plaza Rosa	0.2
42 Rovey	0.4
43 Sands	5.6
44 Sierra Verde	8.0
45 Sonorita	1.0
46 Sunnyside	8.0
47 Sunset	3.6
48 Sunset Palms	8.0
49 Sunset Ridge	10.0
50 Sunset Vista	5.0
51 Sycamore Grove	5.0
52 Tarrington Ranch	5.0
53 Tierra Buena	5.0
54 Utopia	3.0

Parks	Acres & Amenities
55 Windsor	1.0
56a Bonsall (north)	10.0
56b Bonsall (south)	7.0
57 Chapparal	12.0
58 Hidden Meadows	10.0
59 Northern Horizon	40.0
60 O'Neil Park	11.0
61 Orangewood	5.0
62 Paseo Racquet Center	23.0
63 Rose Lane	19.0
64 Foothills	40.0
65 Glendale Heroes	81.0
66 Grand Canal Linear	24.3
67 Sahuaro Ranch	80.0
68 Skunk Creek Linear	70.0
69 Thunderbird Paseo	55.0
70 Thunderbird	1185

Legend

Basketball	Volleyball	Dog Park
Picnic Tables	Playground	Splash Pad
Grills	Restrooms	

2 Indicates Number of Ramadas

- Lighted sports facilities:
- If more than one field or court, number is on icon