



CITY OF GLENDALE, ARIZONA

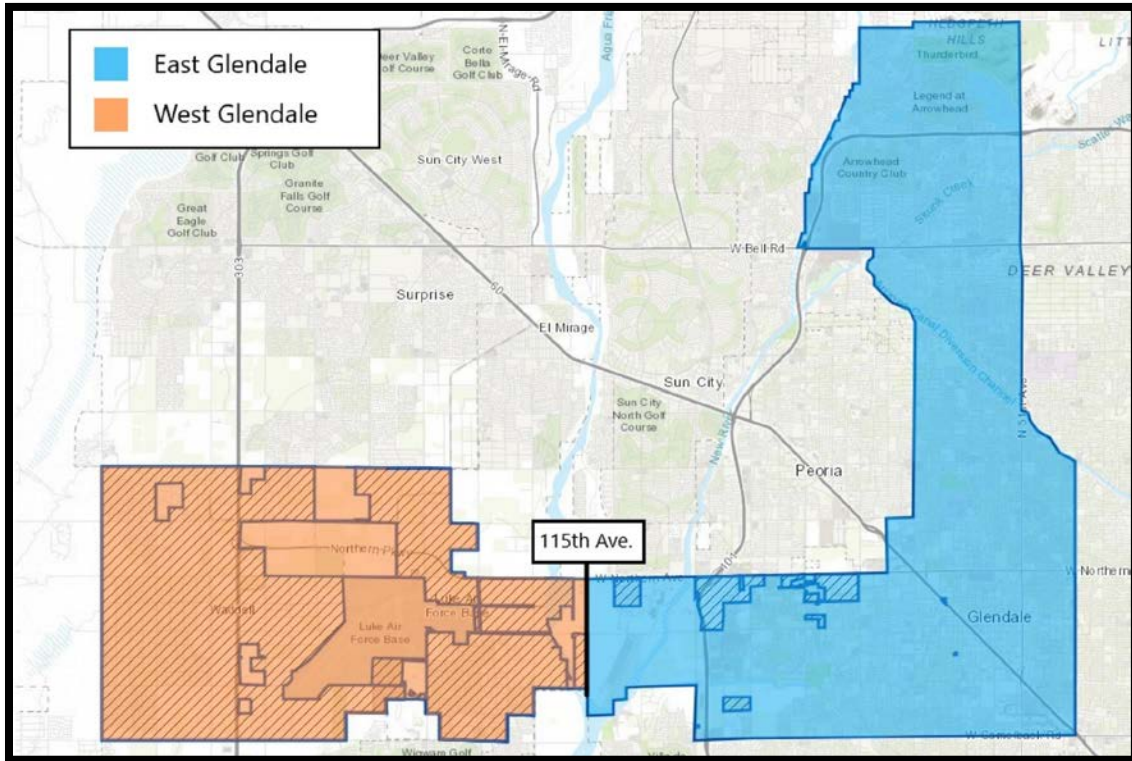
**DEVELOPMENT IMPACT FEE
UNAUDITED**

**STATEMENT OF REVENUES, EXPENDITURES AND CHANGES IN FUND BALANCE
As of June 30, 2020**

**ACCOUNTING FOR THE COLLECTION AND USE OF DEVELOPMENT IMPACT FEES
ANNUAL REPORT**

Table of Contents

Development Impact Fee Schedule	1
Unaudited Statement of Revenue, Expenditures, and Change in Fund Balance	
Development Impact Fee Account Summary – Government Funds	3
Detailed Development Impact Fee Expenditure Report – Government Funds	7
Development Impact Fee Account Summary – Enterprise Funds	12
Detailed Development Impact Fee Expenditure Report – Enterprise Funds	13
City of Glendale Map	Appendix A



East Glendale Utility Development Fees, All Development Types (per Meter)			
<i>Meter Size (inches)</i>	<i>Water</i>	<i>Waste-water</i>	<i>Total Fee</i>
0.75	\$2,923	\$1,609	\$4,532
1.00	\$4,878	\$2,684	\$7,562
1.50	\$9,722	\$5,346	\$15,068
2.00	\$15,558	\$8,553	\$24,111
3.00	\$31,139	\$17,117	\$48,256
4.00	\$48,647	\$26,739	\$75,386
6.00	\$97,259	\$53,456	\$150,715
8.00	\$155,617	\$85,530	\$241,147
Proposed West Glendale Utility Development Fees, All Development Types (per Meter)			
<i>Meter Size (inches)</i>	<i>Water</i>	<i>Waste-water</i>	<i>Total Fee</i>
All Meter Sizes	\$0	\$0	\$0

East Glendale Residential Development Fees (per housing unit)						
<i>Type</i>	<i>Parks & Rec.</i>	<i>Libraries</i>	<i>Police</i>	<i>Fire</i>	<i>Streets</i>	<i>Total Fee</i>
Single Family	\$936	\$195	\$719	\$655	\$3,635	\$6,140
Multi-family	\$618	\$129	\$475	\$433	\$2,819	\$4,474
West Glendale Residential Development Fees (per housing unit)						
<i>Type</i>	<i>Parks & Rec.</i>	<i>Libraries</i>	<i>Police</i>	<i>Fire</i>	<i>Streets</i>	<i>Total Fee</i>
Single Family	\$936	\$195	\$719	\$655	*	\$2,505
Multi-family	\$618	\$129	\$475	\$433	*	\$1,655

East Glendale Nonresidential Development Fees (per 1,000 Sq. Ft.)						
<i>Type</i>	<i>Parks & Rec.</i>	<i>Libraries</i>	<i>Police</i>	<i>Fire</i>	<i>Streets</i>	<i>Total Fee</i>
Industrial	\$48	\$9	\$117	\$106	\$634	\$914
Commercial	\$97	\$19	\$867	\$789	\$4,806	\$6,578
Institutional	\$38	\$7	\$448	\$408	\$2,422	\$3,323
Office	\$123	\$24	\$339	\$308	\$1,831	\$2,625
West Glendale Nonresidential Development Fees (per 1,000 Sq. Ft.)						
<i>Type</i>	<i>Parks & Rec.</i>	<i>Libraries</i>	<i>Police</i>	<i>Fire</i>	<i>Streets</i>	<i>Total Fee</i>
Industrial	\$48	\$9	\$117	\$106	*	\$280
Commercial	\$97	\$19	\$867	\$789	*	\$1,772
Institutional	\$38	\$7	\$448	\$408	*	\$901
Office	\$123	\$24	\$339	\$308	*	\$794

** In West Glendale, the City intends to assess the impacts of development on streets and collect funds for making necessary street improvements, as needed, on a case-by-case basis.*

City of Glendale
 Development Impact Fee Report
 Unaudited - Statement of Revenue, Expenditures, and Change in Fund Balances
 For Fiscal Year Ending June 30, 2020

Development Impact Fee Account Summary - Government Funds

	Fund 4120	Fund 4130	Fund 4180	Fund 4230	Fund 4250	Fund 4270	Fund 4290	Fund 4300	Fund 4350	Fund 4370	Fund 4390	Fund 4440	Total
	Library Buildings	Fire Prot. Facilities	Police Facilities	Parks-Citywide Parks	Parks-Citywide Recreation Areas	Library DIF	Parks-Citywide Open Space & Trails	Parks-Zone 1	Parks-Zone 2	Parks Zone 3	Roadway Improvements	General Government	
FY19 Annual Report Ending Balance	\$ -	\$ -	\$ 6,193.67	\$ 3,793.34	\$ 16,590.50	\$ -	\$ 261,425.54	\$ 53,574.05	\$ 173,147.18	\$ -	\$ 147,836.27	\$ 148,556.88	\$ 811,117.43
Revenue Adjustment	\$ -	\$ -	\$ -	\$ -	\$ -	\$ -	\$ -	\$ -	\$ -	\$ -	\$ -	\$ -	\$ -
Expenditure Adjustment	\$ -	\$ -	\$ -	\$ -	\$ -	\$ -	\$ -	\$ -	\$ -	\$ -	\$ -	\$ -	\$ -
Beginning Balance at July 1, 2019	\$ -	\$ -	\$ 6,193.67	\$ 3,793.34	\$ 16,590.50	\$ -	\$ 261,425.54	\$ 53,574.05	\$ 173,147.18	\$ -	\$ 147,836.27	\$ 148,556.88	\$ 811,117.43

Revenues

Total Amount of Impact Fees Collected	\$ -	\$ -	\$ -	\$ -	\$ -	\$ -	\$ -	\$ -	\$ -	\$ -	\$ -	\$ -	\$ -
Other Earnings	\$ -	\$ -	\$ -	\$ -	\$ -	\$ -	\$ -	\$ -	\$ -	\$ -	\$ -	\$ -	\$ -
Interest Earned on Each Account	\$ -	\$ -	\$ 124.00	\$ 77.00	\$ 334.00	\$ -	\$ 5,224.00	\$ 556.00	\$ 3,461.00	\$ -	\$ -	\$ 2,617.00	\$ 12,393.00
Total Revenues	\$ -	\$ -	\$ 124.00	\$ 77.00	\$ 334.00	\$ -	\$ 5,224.00	\$ 556.00	\$ 3,461.00	\$ -	\$ -	\$ 2,617.00	\$ 12,393.00

Expenditures

	Fund 4120	Fund 4130	Fund 4180	Fund 4230	Fund 4250	Fund 4270	Fund 4290	Fund 4300	Fund 4350	Fund 4370	Fund 4390	Fund 4440	Total
	Library Buildings	Fire Prot. Facilities	Police Facilities	Parks-Citywide Parks	Parks-Citywide Recreation Areas	Library DIF	Parks-Citywide Open Space & Trails	Parks-Zone 1	Parks-Zone 2	Parks Zone 3	Roadway Improvements	General Government	
Total Capital Project Expenditures	\$ -	\$ -	\$ -	\$ 2,662.00	\$ 16,924.50	\$ -	\$ -	\$ 50,238.73	\$ -	\$ -	\$ 147,836.00	\$ 15,000.00	\$ 232,661.23
Bonds	\$ -	\$ -	\$ -	\$ -	\$ -	\$ -	\$ -	\$ -	\$ -	\$ -	\$ -	\$ -	\$ -
Principal	\$ -	\$ -	\$ -	\$ -	\$ -	\$ -	\$ -	\$ -	\$ -	\$ -	\$ -	\$ -	\$ -
Interest	\$ -	\$ -	\$ -	\$ -	\$ -	\$ -	\$ -	\$ -	\$ -	\$ -	\$ -	\$ -	\$ -
Debt Service on Bonds (Total Paid)	\$ -	\$ -	\$ -	\$ -	\$ -	\$ -	\$ -	\$ -	\$ -	\$ -	\$ -	\$ -	\$ -
Capital Leases	\$ -	\$ -	\$ -	\$ -	\$ -	\$ -	\$ -	\$ -	\$ -	\$ -	\$ -	\$ -	\$ -
Principal	\$ -	\$ -	\$ -	\$ -	\$ -	\$ -	\$ -	\$ -	\$ -	\$ -	\$ -	\$ -	\$ -
Interest	\$ -	\$ -	\$ -	\$ -	\$ -	\$ -	\$ -	\$ -	\$ -	\$ -	\$ -	\$ -	\$ -
Payment on Capital Leases (Total Paid)	\$ -	\$ -	\$ -	\$ -	\$ -	\$ -	\$ -	\$ -	\$ -	\$ -	\$ -	\$ -	\$ -
Other Expenditures	\$ -	\$ -	\$ 6,317.67	\$ 1,208.34	\$ -	\$ -	\$ 266,649.54	\$ 3,891.32	\$ 176,608.18	\$ -	\$ 0.27	\$ 136,173.88	\$ 590,849.20
Advances from Other Funds	\$ -	\$ -	\$ -	\$ -	\$ -	\$ -	\$ -	\$ -	\$ -	\$ -	\$ -	\$ -	\$ -
Total Expenditures	\$ -	\$ -	\$ 6,317.67	\$ 3,870.34	\$ 16,924.50	\$ -	\$ 266,649.54	\$ 54,130.05	\$ 176,608.18	\$ -	\$ 147,836.27	\$ 151,173.88	\$ 823,510.43

FY20 End of Year Balance

	Fund 4120	Fund 4130	Fund 4180	Fund 4230	Fund 4250	Fund 4270	Fund 4290	Fund 4300	Fund 4350	Fund 4370	Fund 4390	Fund 4440	Total
	Library Buildings	Fire Prot. Facilities	Police Facilities	Parks-Citywide Parks	Parks-Citywide Recreation Areas	Library DIF	Parks-Citywide Open Space & Trails	Parks-Zone 1	Parks-Zone 2	Parks Zone 3	Roadway Improvements	General Government	
Beginning Balance	\$ -	\$ -	\$ 6,193.67	\$ 3,793.34	\$ 16,590.50	\$ -	\$ 261,425.54	\$ 53,574.05	\$ 173,147.18	\$ -	\$ 147,836.27	\$ 148,556.88	\$ 811,117.43
Total Revenues	\$ -	\$ -	\$ 124.00	\$ 77.00	\$ 334.00	\$ -	\$ 5,224.00	\$ 556.00	\$ 3,461.00	\$ -	\$ -	\$ 2,617.00	\$ 12,393.00
Total Expenditures	\$ -	\$ -	\$ 6,317.67	\$ 3,870.34	\$ 16,924.50	\$ -	\$ 266,649.54	\$ 54,130.05	\$ 176,608.18	\$ -	\$ 147,836.27	\$ 151,173.88	\$ 823,510.43
Ending Balance as of June 30, 2020	\$ -	\$ -	\$ -	\$ -	\$ -	\$ -	\$ -	\$ -	\$ -	\$ -	\$ -	\$ -	\$ -

City of Glendale
 Development Impact Fee Report
 Unaudited - Statement of Revenue, Expenditures, and Change in Fund Balances
 For Fiscal Year Ending June 30, 2020

Development Impact Fee Account Summary - Government Funds

	Fund 4140 Fire Protection Facilities	Fund 4190 Police Facilities	Fund 4240 Citywide Parks	Fund 4260 Citywide Recreation Fac	Fund 4280 Libraries	Fund 4310 Parks Dev Zone 1	Fund 4360 Parks Dev Zone 2	Fund 4380 Parks Dev Zone 3	Fund 4400 Roadway Improvements	Total
FY19 Annual Report Ending Balance	\$ -	\$ 430,631.59	\$ 108,510.43	\$ 110,584.43	\$ 46,929.79	\$ 54,739.37	\$ 13,431.13	\$ 14,147.47	\$ 300,346.66	\$ 1,079,320.87
Revenue Adjustment	\$ -	\$ -	\$ -	\$ -	\$ -	\$ -	\$ -	\$ -	\$ -	\$ -
Expenditure Adjustment	\$ -	\$ -	\$ -	\$ -	\$ -	\$ -	\$ -	\$ -	\$ -	\$ -
Beginning Balance at July 1, 2019	\$ -	\$ 430,631.59	\$ 108,510.43	\$ 110,584.43	\$ 46,929.79	\$ 54,739.37	\$ 13,431.13	\$ 14,147.47	\$ 300,346.66	\$ 1,079,320.87

Revenues

Total Amount of Impact Fees Collected	\$ -	\$ -	\$ -	\$ -	\$ -	\$ -	\$ -	\$ -	\$ -	\$ -
Other Earnings	\$ -	\$ 5,308.37	\$ 42,520.87	\$ 4,255.45	\$ 4,255.45	\$ 42,520.86	\$ 42,520.86	\$ 42,520.86	\$ 4,255.44	\$ 188,158.16
Interest Earned on Each Account	\$ -	\$ 5,871.00	\$ 2,167.00	\$ 2,211.00	\$ 945.00	\$ 1,094.00	\$ 270.00	\$ 285.00	\$ 2,190.00	\$ 15,033.00
Total Revenues	\$ -	\$ 11,179.37	\$ 44,687.87	\$ 6,466.45	\$ 5,200.45	\$ 43,614.86	\$ 42,790.86	\$ 42,805.86	\$ 6,445.44	\$ 203,191.16

Expenditures

	Fund 4140 Fire Protection Facilities	Fund 4190 Police Facilities	Fund 4240 Citywide Parks	Fund 4260 Citywide Recreation Fac	Fund 4280 Libraries	Fund 4310 Parks Dev Zone 1	Fund 4360 Parks Dev Zone 2	Fund 4380 Parks Dev Zone 3	Fund 4400 Roadway Improvements	Total
Total Capital Project Expenditures	\$ -	\$ -	\$ 42,858.19	\$ -	\$ 1,416.61	\$ -	\$ -	\$ -	\$ 300,347.00	\$ 344,621.80
Bonds										
Principal	\$ -	\$ -	\$ -	\$ -	\$ -	\$ -	\$ -	\$ -	\$ -	\$ -
Interest	\$ -	\$ -	\$ -	\$ -	\$ -	\$ -	\$ -	\$ -	\$ -	\$ -
Debt Service on Bonds (Total Paid)	\$ -	\$ -	\$ -	\$ -	\$ -	\$ -	\$ -	\$ -	\$ -	\$ -
Capital Leases										
Principal	\$ -	\$ -	\$ -	\$ -	\$ -	\$ -	\$ -	\$ -	\$ -	\$ -
Interest	\$ -	\$ -	\$ -	\$ -	\$ -	\$ -	\$ -	\$ -	\$ -	\$ -
Payment on Capital Leases (Total Paid)	\$ -	\$ -	\$ -	\$ -	\$ -	\$ -	\$ -	\$ -	\$ -	\$ -
Other Expenditures	\$ -	\$ 71,745.80	\$ -	\$ -	\$ -	\$ -	\$ -	\$ -	\$ -	\$ 71,745.80
Advances from Other Funds	\$ -	\$ -	\$ -	\$ -	\$ -	\$ -	\$ -	\$ -	\$ -	\$ -
Total Expenditures	\$ -	\$ 71,745.80	\$ 42,858.19	\$ -	\$ 1,416.61	\$ -	\$ -	\$ -	\$ 300,347.00	\$ 416,367.60

FY20 End of Year Balance

	Fund 4140 Fire Protection Facilities	Fund 4190 Police Facilities	Fund 4240 Citywide Parks	Fund 4260 Citywide Recreation Fac	Fund 4280 Libraries	Fund 4310 Parks Dev Zone 1	Fund 4360 Parks Dev Zone 2	Fund 4380 Parks Dev Zone 3	Fund 4400 Roadway Improvements	Total
Beginning Balance	\$ -	\$ 430,631.59	\$ 108,510.43	\$ 110,584.43	\$ 46,929.79	\$ 54,739.37	\$ 13,431.13	\$ 14,147.47	\$ 300,346.66	\$ 1,079,320.87
Total Revenues	\$ -	\$ 11,179.37	\$ 44,687.87	\$ 6,466.45	\$ 5,200.45	\$ 43,614.86	\$ 42,790.86	\$ 42,805.86	\$ 6,445.44	\$ 203,191.16
Total Expenditures	\$ -	\$ 71,745.80	\$ 42,858.19	\$ -	\$ 1,416.61	\$ -	\$ -	\$ -	\$ 300,347.00	\$ 416,367.60
Ending Balance as of June 30, 2020	\$ -	\$ 370,065.16	\$ 110,340.11	\$ 117,050.88	\$ 50,713.63	\$ 98,354.23	\$ 56,221.99	\$ 56,953.33	\$ 6,445.10	\$ 866,144.43

City of Glendale
 Development Impact Fee Report
 Unaudited - Statement of Revenue, Expenditures, and Change in Fund Balances
 For Fiscal Year Ending June 30, 2020

Development Impact Fee Account Summary - Government Funds

	Fund 4150	Fund 4160	Fund 4170	Fund 4200	Fund 4210	Fund 4220	Fund 4320	Fund 4330	Fund 4340	Fund 4410	Fund 4420	Fund 4430	Total
	DIF-Fire Zone 1 East	DIF-Fire Zone 2 West 101	DIF-Fire Zone 3 West 303	DIF-Police Zone 1 East	DIF-Police Zone 2 West 101	DIF-Police Zone 3 West 303	DIF-Parks & Rec Zone 1 East	DIF-Parks & Rec Zone 2 West 101	DIF-Parks & Rec Zone 3 West 303	DIF-Streets Zone 1 East	DIF-Streets Zone 2 West 101	DIF-Streets Zone 3 West 303	
FY19 Annual Report Ending Balance	\$ 1,343,208.32	\$ 1,304,747.39	\$ 4,933.58	\$ 334,916.10	\$ 295,147.98	\$ 446.87	\$ 767,539.59	\$ 472,647.39	\$ -	\$ 2,283,778.40	\$ 4,686,873.04	\$ 44,063.14	\$ 11,538,301.80
Revenue Adjustment	\$ -	\$ -	\$ -	\$ -	\$ -	\$ -	\$ -	\$ -	\$ -	\$ -	\$ -	\$ -	\$ -
Expenditure Adjustment	\$ -	\$ -	\$ -	\$ -	\$ -	\$ -	\$ -	\$ -	\$ -	\$ -	\$ -	\$ -	\$ -
Beginning Balance at July 1, 2019	\$ 1,343,208.32	\$ 1,304,747.39	\$ 4,933.58	\$ 334,916.10	\$ 295,147.98	\$ 446.87	\$ 767,539.59	\$ 472,647.39	\$ -	\$ 2,283,778.40	\$ 4,686,873.04	\$ 44,063.14	\$ 11,538,301.80

Revenues

Total Amount of Impact Fees Collected	\$ 135,435.65	\$ 115,033.36	\$ 93,199.28	\$ 36,373.95	\$ 25,341.69	\$ 8,669.70	\$ 94,612.57	\$ 64,904.31	\$ -	\$ 211,052.44	\$ 454,657.95	\$ -	\$ 1,239,280.90
Other Earnings	\$ 4,255.44	\$ 4,255.44	\$ 4,255.44	\$ 5,308.39	\$ 5,308.39	\$ 5,308.39	\$ 42,520.85	\$ 42,520.85	\$ -	\$ 4,255.44	\$ 4,255.44	\$ 4,255.44	\$ 126,499.51
Interest Earned on Each Account	\$ 29,077.00	\$ 27,879.00	\$ 1,571.00	\$ 7,306.00	\$ 6,282.00	\$ 138.00	\$ 16,815.00	\$ 8,117.00	\$ -	\$ 49,073.00	\$ 80,980.00	\$ 880.00	\$ 228,118.00
Total Revenues	\$ 168,768.09	\$ 147,167.80	\$ 99,025.72	\$ 48,988.34	\$ 36,932.08	\$ 14,116.09	\$ 153,948.42	\$ 115,542.16	\$ -	\$ 264,380.88	\$ 539,893.39	\$ 5,135.44	\$ 1,593,898.41

Expenditures

	Fund 4150	Fund 4160	Fund 4170	Fund 4200	Fund 4210	Fund 4220	Fund 4320	Fund 4330	Fund 4340	Fund 4410	Fund 4420	Fund 4430	Total
	DIF-Fire Zone 1 East	DIF-Fire Zone 2 West 101	DIF-Fire Zone 3 West 303	DIF-Police Zone 1 East	DIF-Police Zone 2 West 101	DIF-Police Zone 3 West 303	DIF-Parks & Rec Zone 1 East	DIF-Parks & Rec Zone 2 West 101	DIF-Parks & Rec Zone 3 West 303	DIF-Streets Zone 1 East	DIF-Streets Zone 2 West 101	DIF-Streets Zone 3 West 303	
Total Capital Project Expenditures	\$ -	\$ -	\$ -	\$ -	\$ -	\$ -	\$ 7,210.66	\$ 35,701.00	\$ -	\$ -	\$ 2,513,058.43	\$ -	\$ 2,555,970.09
Bonds													
Principal	\$ -	\$ -	\$ -	\$ -	\$ -	\$ -	\$ -	\$ -	\$ -	\$ -	\$ -	\$ -	\$ -
Interest	\$ -	\$ -	\$ -	\$ -	\$ -	\$ -	\$ -	\$ -	\$ -	\$ -	\$ -	\$ -	\$ -
Debt Service on Bonds (Total Paid)	\$ -	\$ -	\$ -	\$ -	\$ -	\$ -	\$ -	\$ -	\$ -	\$ -	\$ -	\$ -	\$ -
Capital Leases													
Principal	\$ -	\$ -	\$ -	\$ -	\$ -	\$ -	\$ -	\$ -	\$ -	\$ -	\$ -	\$ -	\$ -
Interest	\$ -	\$ -	\$ -	\$ -	\$ -	\$ -	\$ -	\$ -	\$ -	\$ -	\$ -	\$ -	\$ -
Payment on Capital Leases (Total Paid)	\$ -	\$ -	\$ -	\$ -	\$ -	\$ -	\$ -	\$ -	\$ -	\$ -	\$ -	\$ -	\$ -
Other Expenditures	\$ -	\$ -	\$ -	\$ -	\$ -	\$ -	\$ -	\$ -	\$ -	\$ -	\$ -	\$ -	\$ -
Advances from Other Funds	\$ -	\$ -	\$ -	\$ -	\$ -	\$ -	\$ -	\$ -	\$ -	\$ -	\$ -	\$ -	\$ -
Total Expenditures	\$ -	\$ -	\$ -	\$ -	\$ -	\$ -	\$ 7,210.66	\$ 35,701.00	\$ -	\$ -	\$ 2,513,058.43	\$ -	\$ 2,555,970.09

FY20 End of Year Balance

	Fund 4150	Fund 4160	Fund 4170	Fund 4200	Fund 4210	Fund 4220	Fund 4320	Fund 4330	Fund 4340	Fund 4410	Fund 4420	Fund 4430	Total
	DIF-Fire Zone 1 East	DIF-Fire Zone 2 West 101	DIF-Fire Zone 3 West 303	DIF-Police Zone 1 East	DIF-Police Zone 2 West 101	DIF-Police Zone 3 West 303	DIF-Parks & Rec Zone 1 East	DIF-Parks & Rec Zone 2 West 101	DIF-Parks & Rec Zone 3 West 303	DIF-Streets Zone 1 East	DIF-Streets Zone 2 West 101	DIF-Streets Zone 3 West 303	
Beginning Balance	\$ 1,343,208.32	\$ 1,304,747.39	\$ 4,933.58	\$ 334,916.10	\$ 295,147.98	\$ 446.87	\$ 767,539.59	\$ 472,647.39	\$ -	\$ 2,283,778.40	\$ 4,686,873.04	\$ 44,063.14	\$ 11,538,301.80
Total Revenues	\$ 168,768.09	\$ 147,167.80	\$ 99,025.72	\$ 48,988.34	\$ 36,932.08	\$ 14,116.09	\$ 153,948.42	\$ 115,542.16	\$ -	\$ 264,380.88	\$ 539,893.39	\$ 5,135.44	\$ 1,593,898.41
Total Expenditures	\$ -	\$ -	\$ -	\$ -	\$ -	\$ -	\$ 7,210.66	\$ 35,701.00	\$ -	\$ -	\$ 2,513,058.43	\$ -	\$ 2,555,970.09
Ending Balance as of June 30, 2020	\$ 1,511,976.41	\$ 1,451,915.19	\$ 103,959.30	\$ 383,904.44	\$ 332,080.06	\$ 14,562.96	\$ 914,277.35	\$ 552,488.55	\$ -	\$ 2,548,159.28	\$ 2,713,708.00	\$ 49,198.58	\$ 10,576,230.12

City of Glendale
Development Impact Fee Report
Unaudited - Statement of Revenue, Expenditures, and Change in Fund Balances
For Fiscal Year Ending June 30, 2020

Development Impact Fee Account Summary - Government Funds

	Fund 4171	Fund 4172	Fund 4221	Fund 4222	Fund 4281	Fund 4381	Fund 4431	
	DIF-Fire East	DIF-Fire West	DIF-Police East	DIF-Police West	DIF-Libraries East	DIF-Parks & Rec East	DIF-Streets East	Total
FY19 Annual Report Ending Balance	\$ -	\$ -	\$ -	\$ -	\$ -	\$ -	\$ -	\$ -
Revenue Adjustment	\$ -	\$ -	\$ -	\$ -	\$ -	\$ -	\$ -	\$ -
Expenditure Adjustment	\$ -	\$ -	\$ -	\$ -	\$ -	\$ -	\$ -	\$ -
Beginning Balance at July 1, 2019	\$ -	\$ -	\$ -	\$ -	\$ -	\$ -	\$ -	\$ -

Revenues

Total Amount of Impact Fees Collected	\$ 311,125.84	\$ 242,682.75	\$ 337,268.19	\$ 150,362.51	\$ 57,688.86	\$ 282,841.55	\$ 1,961,630.85	\$ 3,343,600.55
Other Earnings	\$ 4,255.44	\$ 4,255.44	\$ 5,308.39	\$ 5,308.39	\$ 4,255.44	\$ 42,520.85	\$ 4,255.44	\$ 70,159.39
Interest Earned on Each Account	\$ -	\$ -	\$ -	\$ -	\$ -	\$ -	\$ -	\$ -
Total Revenues	\$ 315,381.28	\$ 246,938.19	\$ 342,576.58	\$ 155,670.90	\$ 61,944.30	\$ 325,362.40	\$ 1,965,886.29	\$ 3,413,759.94

Expenditures

	Fund 4150	Fund 4160	Fund 4170	Fund 4200	Fund 4210	Fund 4220	Fund 4320	
	DIF-Fire Zone 1 East	DIF-Fire Zone 2 West 101	DIF-Fire Zone 3 West 303	DIF-Police Zone 1 East	DIF-Police Zone 2 West 101	DIF-Police Zone 3 West 303	DIF-Parks & Rec Zone 1 East	Total
Total Capital Project Expenditures	\$ -	\$ -	\$ -	\$ -	\$ -	\$ -	\$ -	\$ -
Bonds								
Principal	\$ -	\$ -	\$ -	\$ -	\$ -	\$ -	\$ -	\$ -
Interest	\$ -	\$ -	\$ -	\$ -	\$ -	\$ -	\$ -	\$ -
Debt Service on Bonds (Total Paid)	\$ -	\$ -	\$ -	\$ -	\$ -	\$ -	\$ -	\$ -
Capital Leases								
Principal	\$ -	\$ -	\$ -	\$ -	\$ -	\$ -	\$ -	\$ -
Interest	\$ -	\$ -	\$ -	\$ -	\$ -	\$ -	\$ -	\$ -
Payment on Capital Leases (Total Paid)	\$ -	\$ -	\$ -	\$ -	\$ -	\$ -	\$ -	\$ -
Other Expenditures	\$ -	\$ -	\$ -	\$ -	\$ -	\$ -	\$ -	\$ -
Advances from Other Funds	\$ -	\$ -	\$ -	\$ -	\$ -	\$ -	\$ -	\$ -
Total Expenditures	\$ -	\$ -	\$ -	\$ -	\$ -	\$ -	\$ -	\$ -

FY20 End of Year Balance

	Fund 4150	Fund 4160	Fund 4170	Fund 4200	Fund 4210	Fund 4220	Fund 4320	
	DIF-Fire Zone 1 East	DIF-Fire Zone 2 West 101	DIF-Fire Zone 3 West 303	DIF-Police Zone 1 East	DIF-Police Zone 2 West 101	DIF-Police Zone 3 West 303	DIF-Parks & Rec Zone 1 East	Total
Beginning Balance	\$ -	\$ -	\$ -	\$ -	\$ -	\$ -	\$ -	\$ -
Total Revenues	\$ 315,381.28	\$ 246,938.19	\$ 342,576.58	\$ 155,670.90	\$ 61,944.30	\$ 325,362.40	\$ 1,965,886.29	\$ 3,413,759.94
Total Expenditures	\$ -	\$ -	\$ -	\$ -	\$ -	\$ -	\$ -	\$ -
Ending Balance as of June 30, 2020	\$ 315,381.28	\$ 246,938.19	\$ 342,576.58	\$ 155,670.90	\$ 61,944.30	\$ 325,362.40	\$ 1,965,886.29	\$ 3,413,759.94

City of Glendale
 Development Impact Fee Report
 Unaudited - Statement of Revenue, Expenditures, and Change in Fund Balances
 For Fiscal Year Ending June 30, 2020

Detailed Development Impact Fee Expenditure Report - Government Funds

Fund 4180						
Police Facilities	Location	Capital Projects	Bonds	Capital Lease	Other	Total
Distribution to various DIF Funds	City of Glendale - 5850 W Glendale Ave, Glendale AZ	\$ -	\$ -	\$ -	\$ 6,317.67	\$ 6,317.67
						\$ -
						\$ -
						\$ -
Total Expenditures		\$ -	\$ -	\$ -	\$ 6,317.67	\$ 6,317.67

Fund 4190						
Police Facilities	Location	Capital Projects	Bonds	Capital Lease	Other	Total
Building Maintenance Reserve	6261 N 83rd Ave, Glendale AZ	\$ -	\$ -	\$ -	\$ 71,745.80	\$ 71,745.80
						\$ -
						\$ -
						\$ -
Total Expenditures		\$ -	\$ -	\$ -	\$ 71,745.80	\$ 71,745.80

Fund 4230						
Parks-Citywide Parks	Location	Capital Projects	Bonds	Capital Lease	Other	Total
Parks Master Plan	City of Glendale - 5850 W Glendale Ave, Glendale AZ	\$ 2,662.00	\$ -	\$ -	\$ -	\$ 2,662.00
Distribution to various DIF Funds	City of Glendale - 5850 W Glendale Ave, Glendale AZ				\$ 1,208.34	\$ 1,208.34
						\$ -
						\$ -
Total Expenditures		\$ 2,662.00	\$ -	\$ -	\$ 1,208.34	\$ 3,870.34

City of Glendale
 Development Impact Fee Report
 Unaudited - Statement of Revenue, Expenditures, and Change in Fund Balances
 For Fiscal Year Ending June 30, 2020

Detailed Development Impact Fee Expenditure Report - Government Funds

Fund 4240						
Citywide Parks	Location	Capital Projects	Bonds	Capital Lease	Other	Total
Heroes Regional Park Library	83rd Avenue and Bethany Home Road, Glendale AZ	\$ 42,858.19	\$ -	\$ -	\$ -	\$ 42,858.19
		\$ -				\$ -
						\$ -
						\$ -
Total Expenditures		\$ 42,858.19	\$ -	\$ -	\$ -	\$ 42,858.19

Fund 4250						
Parks-Citywide Recreation Areas	Location	Capital Projects	Bonds	Capital Lease	Other	Total
Parks Master Plan	City of Glendale - 5850 W Glendale Ave, Glendale AZ	\$ -	\$ -	\$ -	\$ 16,924.50	\$ 16,924.50
						\$ -
						\$ -
						\$ -
Total Expenditures		\$ -	\$ -	\$ -	\$ 16,924.50	\$ 16,924.50

Fund 4280						
Libraries	Location	Capital Projects	Bonds	Capital Lease	Other	Total
Heroes Regional Park Library	83rd Avenue and Bethany Home Road, Glendale AZ	\$ 1,416.61	\$ -	\$ -	\$ -	\$ 1,416.61
						\$ -
						\$ -
						\$ -
Total Expenditures		\$ 1,416.61	\$ -	\$ -	\$ -	\$ 1,416.61

City of Glendale
 Development Impact Fee Report
 Unaudited - Statement of Revenue, Expenditures, and Change in Fund Balances
 For Fiscal Year Ending June 30, 2020

Detailed Development Impact Fee Expenditure Report - Government Funds

Fund 4290						
Parks-Citywide Open Space & Trails	Location	Capital Projects	Bonds	Capital Lease	Other	Total
Distribution to various DIF Funds	City of Glendale - 5850 W Glendale Ave, Glendale AZ	\$ -	\$ -	\$ -	\$ 266,649.54	\$ 266,649.54
						\$ -
						\$ -
						\$ -
Total Expenditures		\$ -	\$ -	\$ -	\$ 266,649.54	\$ 266,649.54

Fund 4300						
Parks-Zone 1	Location	Capital Projects	Bonds	Capital Lease	Other	Total
Orangewood Vista Park	78th Ave & Orangewood Ave, Glendale AZ	\$ 50,238.73	\$ -	\$ -	\$ -	\$ 50,238.73
Parks Master Plan	City of Glendale - 5850 W Glendale Ave, Glendale AZ				\$ 3,891.32	\$ 3,891.32
						\$ -
						\$ -
Total Expenditures		\$ 50,238.73	\$ -	\$ -	\$ 3,891.32	\$ 54,130.05

Fund 4320						
Parks & Rec Zone 1 East	Location	Capital Projects	Bonds	Capital Lease	Other	Total
Bike Park-Foothills Park	57th Ave and Union Hills Rd., Glendale AZ	\$ 7,210.66	\$ -	\$ -	\$ -	\$ 7,210.66
						\$ -
						\$ -
						\$ -
Total Expenditures		\$ 7,210.66	\$ -	\$ -	\$ -	\$ 7,210.66

City of Glendale
 Development Impact Fee Report
 Unaudited - Statement of Revenue, Expenditures, and Change in Fund Balances
 For Fiscal Year Ending June 30, 2020

Detailed Development Impact Fee Expenditure Report - Government Funds

Fund 4330 Parks & Rec Zone 2 West 101		Location	Capital Projects	Bonds	Capital Lease	Other	Total
Ballpark Boulevard	Ballpark Boulevard and Maryland Road, Glendale AZ	\$ 35,701.00	\$ -	\$ -	\$ -	\$ 35,701.00	
						\$ -	
						\$ -	
Total Expenditures		\$ 35,701.00	\$ -	\$ -	\$ -	\$ 35,701.00	

Fund 4350 Parks-Zone 2		Location	Capital Projects	Bonds	Capital Lease	Other	Total
Parks Master Plan	City of Glendale - 5850 W Glendale Ave, Glendale AZ	\$ -	\$ -	\$ -	\$ 176,608.18	\$ 176,608.18	
						\$ -	
						\$ -	
Total Expenditures		\$ -	\$ -	\$ -	\$ 176,608.18	\$ 176,608.18	

Fund 4390 Roadway Improvements		Location	Capital Projects	Bonds	Capital Lease	Other	Total
Ballpark Boulevard	Ballpark Boulevard and Maryland Road, Glendale AZ	\$ 147,836.00	\$ -	\$ -	\$ -	\$ 147,836.00	
Distribution to various DIF Funds	City of Glendale - 5850 W Glendale Ave, Glendale AZ				\$ 0.27	\$ 0.27	
						\$ -	
						\$ -	
Total Expenditures		\$ 147,836.00	\$ -	\$ -	\$ 0.27	\$ 147,836.27	

City of Glendale
 Development Impact Fee Report
 Unaudited - Statement of Revenue, Expenditures, and Change in Fund Balances
 For Fiscal Year Ending June 30, 2020

Detailed Development Impact Fee Expenditure Report - Government Funds

Fund 4400		Capital Projects	Bonds	Capital Lease	Other	Total
Roadway Improvements	Location					
Ballpark Boulevard	Ballpark Boulevard and Maryland Road, Glendale AZ	\$ 300,347.00	\$ -	\$ -	\$ -	\$ 300,347.00
						\$ -
						\$ -
						\$ -
Total Expenditures		\$ 300,347.00	\$ -	\$ -	\$ -	\$ 300,347.00

Fund 4420		Capital Projects	Bonds	Capital Lease	Other	Total
Streets Zone 2 West 101	Location					
Ballpark Boulevard	Ballpark Boulevard and Maryland Road, Glendale AZ	\$ 1,471,812.00	\$ -	\$ -	\$ -	\$ 1,471,812.00
Cardinals Way	83rd Ave to 91st Ave, Glendale AZ	\$ 1,041,246.43				\$ 1,041,246.43
						\$ -
						\$ -
Total Expenditures		\$ 2,513,058.43	\$ -	\$ -	\$ -	\$ 2,513,058.43

Fund 4440		Capital Projects	Bonds	Capital Lease	Other	Total
General Government	Location					
Distribution to various DIF Funds	City of Glendale - 5850 W Glendale Ave, Glendale AZ	\$ -	\$ -	\$ -	\$ 136,173.88	\$ 136,173.88
DIF Audit	City of Glendale - 5850 W Glendale Ave, Glendale AZ				\$ 15,000.00	\$ 15,000.00
						\$ -
						\$ -
Total Expenditures		\$ -	\$ -	\$ -	\$ 151,173.88	\$ 151,173.88

City of Glendale
 Development Impact Fee Report
 Unaudited - Statement of Revenue, Expenditures, and Change in Fund Balances
 For Fiscal Year Ending June 30, 2020

Development Impact Fee Account Summary - Enterprise Funds

	Fund 6050 Water DIF Zone 1 East	Fund 6060 Water DIF Zone 2 West 101	Fund 6070 Water DIF Zone 3 West 303	Fund 6080 Sewer DIF Zone 1 East	Fund 6090 Sewer DIF Zone 2 West 101	Fund 6100 Sewer DIF Zone 3 West 303	Fund 6071 Water DIF East	Fund 6101 Sewer DIF East	Total
FY19 Annual Report Ending Balance	\$ 2,430,674.23	\$ 2,059,603.29	\$ -	\$ 1,429,731.21	\$ 1,276,554.46	\$ -	\$ -	\$ -	\$ 7,196,563.19
Revenue Adjustment	\$ -	\$ -	\$ -	\$ -	\$ -	\$ -	\$ -	\$ -	\$ -
Expenditure Adjustment	\$ -	\$ -	\$ -	\$ -	\$ -	\$ -	\$ -	\$ -	\$ -
Beginning Balance at July 1, 2019	\$ 2,430,674.23	\$ 2,059,603.29	\$ -	\$ 1,429,731.21	\$ 1,276,554.46	\$ -	\$ -	\$ -	\$ 7,196,563.19

Revenues

Total Amount of Impact Fees Collected	\$ 266,665.00	\$ 365,013.00	\$ -	\$ 146,271.00	\$ 144,453.00	\$ -	\$ 1,053,289.00	\$ 512,825.00	\$ 2,488,516.00
Other Earnings	\$ 4,255.44	\$ 4,255.44	\$ -	\$ 4,255.44	\$ 4,255.44	\$ -	\$ 4,255.44	\$ 4,255.44	\$ 25,532.64
Interest Earned on Each Account	\$ 52,734.00	\$ 39,457.00	\$ -	\$ 30,892.00	\$ 20,012.00	\$ -	\$ -	\$ -	\$ 143,095.00
Total Revenues	\$ 323,654.44	\$ 408,725.44	\$ -	\$ 181,418.44	\$ 168,720.44	\$ -	\$ 1,057,544.44	\$ 517,080.44	\$ 2,657,143.64

Expenditures

	Fund 6050 Water DIF Zone 1 East	Fund 6060 Water DIF Zone 2 West 101	Fund 6070 Water DIF Zone 3 West 303	Fund 6080 Sewer DIF Zone 1 East	Fund 6090 Sewer DIF Zone 2 West 101	Fund 6100 Sewer DIF Zone 3 West 303	Fund 6100 Sewer DIF Zone 3 West 303	Fund 6100 Sewer DIF Zone 3 West 303	Total
Total Capital Project Expenditures	\$ -	\$ 1,347,518.36	\$ -	\$ -	\$ 1,040,716.66	\$ -	\$ -	\$ -	\$ 2,388,235.02
Bonds									
Principal	\$ -	\$ -	\$ -	\$ -	\$ -	\$ -	\$ -	\$ -	\$ -
Interest	\$ -	\$ -	\$ -	\$ -	\$ -	\$ -	\$ -	\$ -	\$ -
Debt Service on Bonds (Total Paid)	\$ -	\$ -	\$ -	\$ -	\$ -	\$ -	\$ -	\$ -	\$ -
Capital Lease									
Principal	\$ -	\$ -	\$ -	\$ -	\$ -	\$ -	\$ -	\$ -	\$ -
Interest	\$ -	\$ -	\$ -	\$ -	\$ -	\$ -	\$ -	\$ -	\$ -
Payment on Capital Lease (Total Paid)	\$ -	\$ -	\$ -	\$ -	\$ -	\$ -	\$ -	\$ -	\$ -
Other Expenditures	\$ -	\$ -	\$ -	\$ -	\$ -	\$ -	\$ -	\$ -	\$ -
Advances from Other Funds	\$ -	\$ -	\$ -	\$ -	\$ -	\$ -	\$ -	\$ -	\$ -
Total Expenditures	\$ -	\$ 1,347,518.36	\$ -	\$ -	\$ 1,040,716.66	\$ -	\$ -	\$ -	\$ 2,388,235.02

FY20 End of Year Balance

	Fund 6050 Water DIF Zone 1 East	Fund 6060 Water DIF Zone 2 West 101	Fund 6070 Water DIF Zone 3 West 303	Fund 6080 Sewer DIF Zone 1 East	Fund 6090 Sewer DIF Zone 2 West 101	Fund 6100 Sewer DIF Zone 3 West 303	Fund 6100 Sewer DIF Zone 3 West 303	Fund 6100 Sewer DIF Zone 3 West 303	Total
Total Beginning Balance	\$ 2,430,674.23	\$ 2,059,603.29	\$ -	\$ 1,429,731.21	\$ 1,276,554.46	\$ -	\$ -	\$ -	\$ 7,196,563.19
Total Revenues	\$ 323,654.44	\$ 408,725.44	\$ -	\$ 181,418.44	\$ 168,720.44	\$ -	\$ 1,057,544.44	\$ 517,080.44	\$ 2,657,143.64
Total Expenditures	\$ -	\$ 1,347,518.36	\$ -	\$ -	\$ 1,040,716.66	\$ -	\$ -	\$ -	\$ 2,388,235.02
Ending Balance as of June 30, 2020	\$ 2,754,328.67	\$ 1,120,810.37	\$ -	\$ 1,611,149.65	\$ 404,558.24	\$ -	\$ 1,057,544.44	\$ 517,080.44	\$ 7,465,471.81

City of Glendale
 Development Impact Fee Report
 Unaudited - Statement of Revenue, Expenditures, and Change in Fund Balances
 For Fiscal Year Ending June 30, 2020

Detailed Development Impact Fee Expenditure Report - Enterprise Funds

Fund 6060		Capital Projects	Bonds	Capital Lease	Other	Total
Water DIF Zone 2 West 101	Location					
Ballpark Boulevard	Ballpark Boulevard and Maryland Road, Glendale AZ	\$ 1,347,518.36	\$ -	\$ -	\$ -	\$ 1,347,518.36
						\$ -
						\$ -
						\$ -
						\$ -
Total Expenditures		\$ 1,347,518.36	\$ -	\$ -	\$ -	\$ 1,347,518.36

Fund 6090		Capital Projects	Bonds	Capital Lease	Other	Total
Sewer DIF Zone 2 West 101	Location					
Ballpark Boulevard	Ballpark Boulevard and Maryland Road, Glendale AZ	\$ 1,040,716.66	\$ -	\$ -	\$ -	\$ 1,040,716.66
						\$ -
						\$ -
						\$ -
						\$ -
Total Expenditures		\$ 1,040,716.66	\$ -	\$ -	\$ -	\$ 1,040,716.66

APPENDIX

A

Glendale Parks and Recreation Facilities

SMALL AND NEIGHBORHOOD PARKS (UP TO 10 ACRES)

- 1 Acoma Park, 53rd Ave. & Acoma Rd.
- 2 Arrowhead Lakes Park, 56th Ave. & Mohawk Ln.
- 3 Bicentennial Park, 71st Ave. & Missouri Ave.
- 4 Butler Park, 57th Ave. & Alice Ave.
- 5 Carmel Park, 52nd Dr. & Oraibi Dr.
- 6 Cholla Park, 53rd Ave. & Cholla St.
- 7 Clavelito Park, 53rd Ave. & Ocotillo Rd.
- 8 Country Gables Park, 52nd Ave. & Country Gables Dr.
- 9 Delicias Park, 48th Dr. & Orangewood Ave.
- 10 Desert Garden Park, 69th Ave. & Ocotillo Rd.
- 11 Desert Mirage Park, 87th Ave. & Maryland Ave.
- 12 Desert Rose Park, 63rd Ave. & Kings Ave.
- 13 Desert Valley Park, 61st Ave. & Sweetwater Ave.
- 14 Discovery Park, 79th Ave. & Maryland Ave.
- 15 Dos Lagos Park, 63rd Ave. & Utopia Rd.
- 16 El Barrio Park, 54th Ave. & Ocotillo Rd.
- 17 Gardenwood Park, 53rd Ave. & Orangewood Ave.
- 18 Greenbriar Park, 69th Ave. & Greenbriar Dr.
- 19 Greenway Granada Park, 73rd Ave. & Greenway Rd.
- 20 Heritage Park, 55th Ave. & Mountain View Rd.
- 21 Hillcrest Park, 71st Ave. & Hillcrest Blvd.
- 22 Horizon Park, 47th Ave. & Diana Ave.
- 23 Kings Park, 53rd Ave. & Kings Ave.
- 24 Lawrence Park, 62nd Ave. & Lawrence Rd.
- 25 Lions Park, 63rd Ave. & Haywood Ave.
- 26 Manistee Ranch Park, 52nd Ave. & Northern Ave.
- 27 Mary Silva Park, 45th Ave. & Marshall Ave.
- 28 Maryland Lakes Park, 47th Ave. & Maryland Ave.
- 29 Memmingen Park, 49th Ave. & Cholla St.
- 30 Mission Park, 47th Ave. & Sunnyslope Ln.
- 31 Mondo Park, 57th Ave. & Hatcher Rd.
- 32 Montara Park, 64th Ave. & Becker Ln.
- 33 Murphy Park, 58th Ave. & Glendale Ave.
- 34 Myrtle Park, 55th Ave. & Myrtle Ave.
- 35 New World Park, 48th Dr. & Golden Ln.
- 36 Oasis Park, 79th Ave. and Utopia Rd.
- 37 Ocotillo Rose Park, 61st Ave. & Keim Rd.
- 38 Orangewood Vista Park, 79th Ave. & Orangewood Ave.
- 39 Pasadena Park, 87th Ave. & Pasadena Ave.
- 40 Paseo Neighborhood Park, 14099 N. 63rd Ave.
- 41 Plaza Rosa Park, 61st Ave. & Maryland Ave.
- 42 Rovey Park, 47th Ave. & Rovey Ave.
- 43 Sands Park, 55th Ave. & Orangewood Ave.
- 44 Sierra Verde Park, 71st Ave. & Rose Garden Ln.
- 45 Sonorita Park, 58th Dr. & Market St.
- 46 Sunnyside Park, 63rd Ave. & Cholla St.
- 47 Sunset Park, 45th Ave. and Mountain View Rd.
- 48 Sunset Palms Park, 54th Ave. & Sweetwater Ave.
- 49 Sunset Ridge Park, 87th Ave. & Missouri Ave.
- 50 Sunset Vista Park, 64th Ave. & Villa Rita Dr.
- 51 Sycamore Grove Park, 86th Ln. & Emil Rovey Pkwy.
- 52 Tarrington Ranch Park, 63rd Ave. & Butler Dr.
- 53 Tierra Buena Park, 57th Ave. & Tierra Buena Ln.
- 54 Utopia Park, 72nd Ave. & Utopia Rd.
- 55 Windsor Park, 63rd Ave. & Windsor Blvd.

REGIONAL PARKS (25 to 200 ACRES)

- 64 Foothills Park, 57th Ave. & Union Hills Dr.
- 65 Glendale Heroes Regional Park, 83rd Ave. & Bethany Home Rd.
- 66 Grand Canal Linear Park, 75th Ave. & Camelback to Bethany Home & New River
- 67 Sahuaro Ranch Park, 59th Ave. & Mountain View Rd.
- 68 Skunk Creek Linear Park, 51st Ave. & Utopia to 73rd Ave. & Greenway
- 69 Thunderbird Paseo Park, 51st Ave. & Cactus to 72nd Ave. & Greenway

CONSERVATION PARKS (200+ ACRES)

- 70 Thunderbird Conservation Park, 59th Ave. & Pinnacle Peak Rd. (main entrance)

RECREATION CENTERS

- A Community Center North Building, 14075 N. 59th Ave.
- B Foothills Recreation & Aquatics Center, 5600 W. Union Hills Dr.
- C Glendale Adult Center, 5970 W. Brown St.
- D Glendale Community Center, 5401 W. Ocotillo Rd.
- E O'Neil Building, 6448 W. Missouri Ave.
- F Rose Lane Building, 5003 W. Marlette Ave.

POOLS

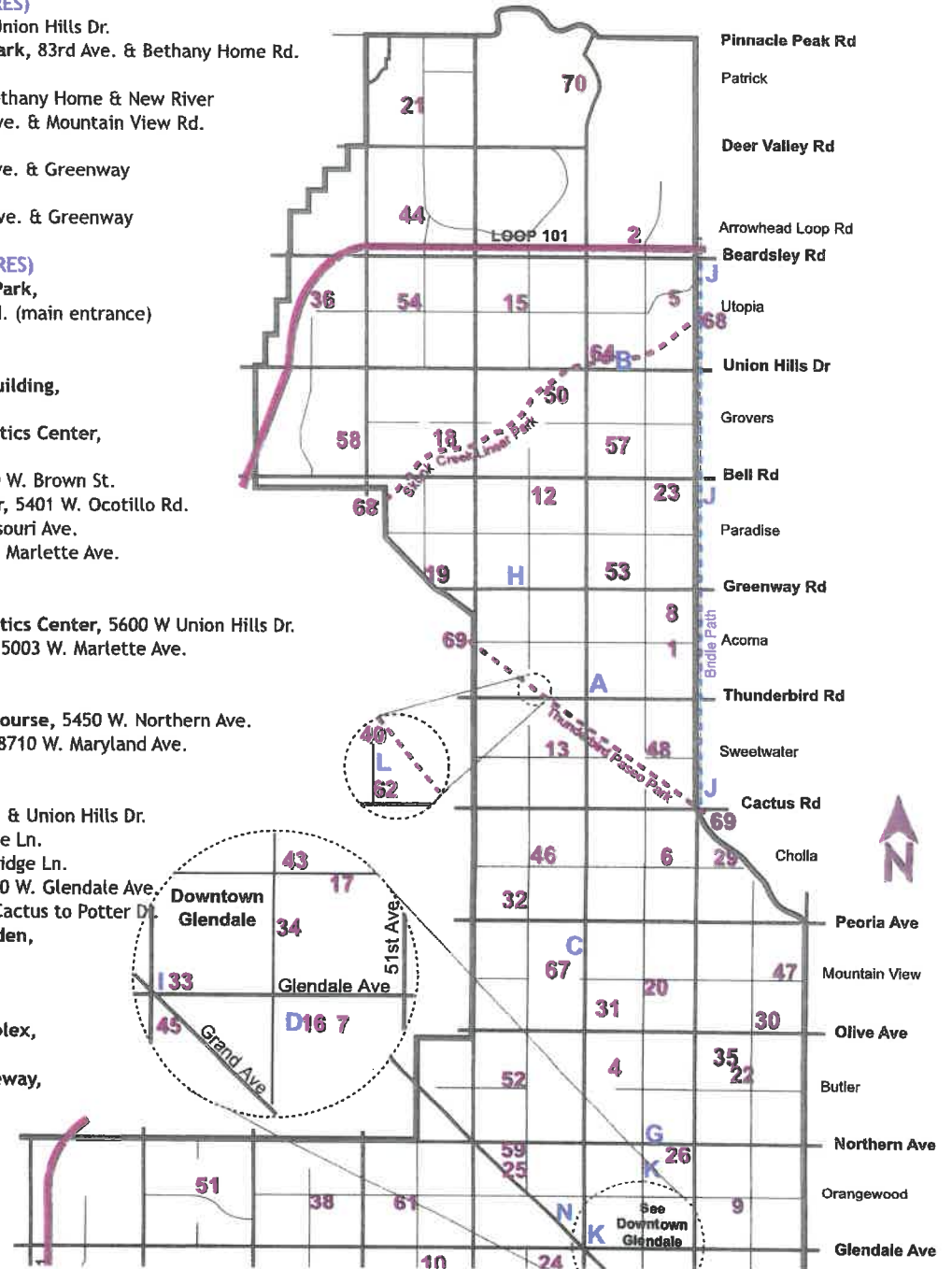
- B Foothills Recreation & Aquatics Center, 5600 W. Union Hills Dr.
- F Rose Lane Aquatics Center, 5003 W. Marlette Ave.

GOLF COURSES

- G Glen Lakes Municipal Golf Course, 5450 W. Northern Ave.
- H Desert Mirage Golf Course, 8710 W. Maryland Ave.

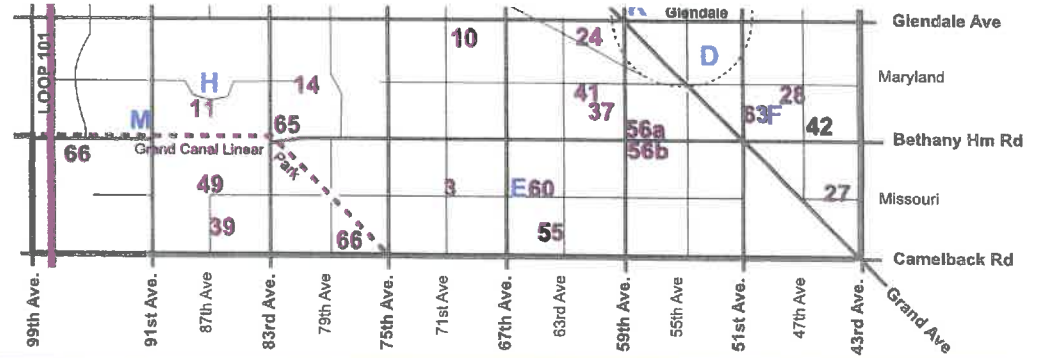
ADDITIONAL FACILITIES

- 64 Foothills Sk8 Court, 57th Dr. & Union Hills Dr.
- 65 X-Court, 59th Ave. & Berridge Ln.
- 65 Splash Pad, 59th Ave. & Berridge Ln.
- I Glendale Amphitheater, 5850 W. Glendale Ave.
- J Bridle Path, 51st Ave. from Cactus to Potter Dr.
- K Elsie McCarthy Sensory Garden, 55th Ave. & Morten Ave.
- L Paseo Racquet Center, 6268 W. Thunderbird Rd.
- M Glendale Youth Sports Complex, 6220 N. 91st Ave.
- N Myrtle Avenue Cultural Gateway, Myrtle Ave. & Grand Ave.



COMMUNITY PARKS (10 TO 25 ACRES)

- 56a Bonsall Park North, 59th Ave. & Bethany Home Rd.
- 56b Bonsall Park South, 59th Ave. & Bethany Home Rd.
- 57 Chapparal Park, 57th Ave. & Greenbriar Dr.
- 58 Hidden Meadows Park, 76th Ave. & St. John Rd.
- 59 Northern Horizon Park, 63rd Ave. & Northern Ave.
- 60 O'Neil Park, 64th Ave. & Missouri Ave.
- 61 Orangewood Park, 72nd Ave. & Orangewood Ave.
- 62 Paseo Racquet Center & Park, 63rd Ave. & Thunderbird Rd.
- 63 Rose Lane Park, 51st Ave. & Marlette Ave.



Parks	Acres & Amenities
1 Acoma	3.3
2 Arrowhead Lakes	5.0
3 Bicentennial	5.0
4 Butler	5.0
5 Carmel	5.0
6 Cholla	5.7
7 Clavelito	5.0
8 Country Gables	4.0
9 Delicias	5.0
10 Desert Garden	6.6
11 Desert Mirage	7.4
12 Desert Rose	7.0
13 Desert Valley	6.0
14 Discovery	9.1
15 Dos Lagos	5.7
16 El Barrio	0.4
17 Gardenwood	1.5
18 Greenbriar	3.0
19 Greenway Granada	6.7
20 Heritage	3.3
21 Hillcrest	8.0
22 Horizon	5.0
23 Kings	5.0
24 Lawrence	2.9
25 Lions	4.2
26 Manistee Ranch	4.3
27 Mary Silva	5.0

Parks	Acres & Amenities
28 Maryland Lakes	6.0
29 Memmingen	3.0
30 Mission	4.5
31 Mondo	5.2
32 Montara	5.3
33 Murphy	2.5
34 Myrtle	1.0
35 New World	8.0
36 Oasis	5.6
37 Ocotillo Rose	2.2
38 Orangewood Vista	10.0
39 Pasadena	3.0
40 Paseo Neighborhood	3.0
41 Plaza Rosa	0.2
42 Rovey	0.4
43 Sands	5.6
44 Sierra Verde	8.0
45 Sonorita	1.0
46 Sunnyside	8.0
47 Sunset	3.6
48 Sunset Palms	8.0
49 Sunset Ridge	10.0
50 Sunset Vista	5.0
51 Sycamore Grove	5.0
52 Tarrington Ranch	5.0
53 Tierra Buena	5.0
54 Utopia	3.0

Parks	Acres & Amenities
55 Windsor	1.0
56a Bonsall (north)	10.0
56b Bonsall (south)	7.0
57 Chapparal	12.0
58 Hidden Meadows	10.0
59 Northern Horizon	40.0
60 O'Neil Park	11.0
61 Orangewood	5.0
62 Paseo Racquet Center	23.0
63 Rose Lane	19.0
64 Foothills	40.0
65 Glendale Heroes	81.0
66 Grand Canal Linear	24.3
67 Sahuaro Ranch	80.0
68 Skunk Creek Linear	70.0
69 Thunderbird Paseo	55.0
70 Thunderbird	1185

Legend

Basketball	Volleyball	Dog Park
Racquetball	Playground	Splash Pad
Soccer/football field	Picnic Tables	Trails
Tennis	Grills	Restrooms

2 Indicates Number of Ramadas

- Lighted sports facilities:
- If more than one field or court, number is on icon